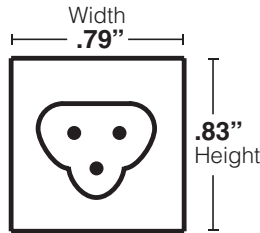


PLUG-AND-PLAY LIGHTBARS
SELF-DRIVEN & DIMMING
LB SERIES



1' model



PRODUCT DESCRIPTION:

The MaxLED LED Lightbar is a flexible lighting source that offers leading-edge efficacy that is superior to Linear Fluorescent and halogen alternatives in custom applications including:

COMMERCIAL	RESIDENTIAL
Sport book/gaming	Kitchen & under cabinet
General cove lighting	General cove lighting
Accent & indirect lighting	Accent & indirect lighting
Wall washing	Base cabinet toe kick
Display	

FEATURES:

- Dimmable down to 5%*
- Operating Temperature 0°-104° F
- Links together with connector to make long runs*
- Pressure clips and double sided tape for easy installation
- Hardwire and plug-in configurations available
- Suitable for damp locations
- 120 Vac operation at 60Hz
- Suitable for food preparation applications

CONSTRUCTION:

- Enclosure:** High quality extruded aluminum
- Diffuser:** Architectural-grade diffuser eliminates unsightly hot spots and ensures an even, pleasing distribution of light
- Driver:** Integral low voltage driver maximizes efficiency without sacrificing light output
- Finish:** Durable powder coated finish

MODEL SELECTION (Full list of order codes on pg. 3)

Typical order example: 36LB27

LB			
LENGTH (INCHES)	FAMILY	CCT	OPTIONS
6= 6" 12= 12" 24= 24" 48= 48"	LB= LED LightBars	27= 2700K 35= 3500K 50= 5000K	(OMIT)= Standard AO²= Ambient HO²= High Output

MODEL TYPE	MAXIMUM FT PER RUN TYPICAL (RECOMMENDED)*
-AO²	60ft
Standard	40ft
-HO²	24ft


NOTES:

1. Not compatible with previous generation of Lightbars
2. AO (Ambient) and HO (High Output) options are available only in 12" models
3. 2700K models have 90+ CRI
4. Maximum Ft per Run not evaluated with dimmers and not applicable when combining different Model Types
5. Dimmable down to 5% only when using same length product. When combining different lengths, dimming level varies.
6. For optimal performance set the dimmer minimum threshold by consulting the dimmer manufacturer's instruction manual. Set the threshold so that the different lengths all turn off uniformly.








SPECIFICATIONS:

		6LBXX	12LBXXAO	12LBXX	12LBXXHO	24LBXX	48LBXX
ITEM	SPECIFICATION	DETAILS					
GENERAL PERFORMANCE	Power Consumption (W)	2.9	4.2	6.4	9.5	10.9	23.5
	Lumens Delivered (lm)	146	244	368	567	648	1,384
	Efficacy (lm/W)	51	58	58	60	60	59
	CRI	80					
	Color Temperature	2700K*, 3500K, 5000K					
	Color Consistency	Proprietary binning for uniform color					
	L70 Lifetime (hours)	50,000					
ELECTRICAL	Power Factor	0.980					
	Input Voltage	120V					
	Dimming	Triac Dimming, see maxlite.com for list of compatible dimmers					
PHYSICAL	Operating Temperature	0° - 104°F					
CERTIFICATION	Certification	Energy Star, ETL, NSF					
	Material Usage	RoHS compliant; no mercury					
	Environment	Damp locations					
	Warranty	5 years					

*2700K models have 90+ CRI

ACCESSORIES INCLUDED	
DESCRIPTION	ACCESSORY IMAGE
4" corner joiner for continuous runs	
Bar-to-bar joiner	
Quick-clip mounting bracket and screws	
Directional mounting clips	
Alternative mounting option double-sided tape	

Pictures are not to scale

OPTIONAL ACCESSORIES			
ORDER CODE	MODEL NUMBER	DESCRIPTION	ACCESSORY IMAGE
71219	MLSDLBJL40G	Joiner lead 40"	
71225	MLSDLBLC48G	Line cord 48" w/ molded plug to demonstrate lightbars	
71221	MLSDLBJL70G	Hardwired lead 70"	
72139	MLSDLBJL12G	Joiner lead 12"	
71631	MLSDLBCONN5	Lightbar connection - unpainted	
74085	MLSDLB-CBOX	Lightbar connection box	
74230	MLSDLB-DBOX	Lightbar distribution box with on-off switch	

Pictures are not to scale

ORDERING:

ORDER CODE	ITEM NUMBER	WATTS	SIZE (INCHES)	NUMBER OF LEDS	CCT
74938	6LB27	2.9	6	9	2700K*
74939	6LB35	3.0	6	9	3500K
74940	6LB50	3.3	6	9	5000K
74946	12LB27	6.4	12	18	2700K*
74941	12LB27AO	4.2	12	12	2700K*
74949	12LB27HO	9.5	12	32	2700K*
74947	12LB35	6.0	12	18	3500K
74942	12LB35AO	4.2	12	12	3500K
74950	12LB35HO	9.8	12	32	3500K
74948	12LB50	6.0	12	18	5000K
74943	12LB50AO	4.4	12	12	5000K
74951	12LB50HO	10.9	12	32	5000K
74952	24LB27	10.9	24	36	2700K*
74953	24LB35	12.0	24	36	3500K
74954	24LB50	12.0	24	36	5000K
74958	48LB27	23.5	48	72	2700K*
74959	48LB35	24.0	48	72	3500K
74960	48LB50	24.0	48	72	5000K

* 90+ CRI model

COMPATIBLE DIMMERS:

MAKE	DIMMER MODEL
Leviton	IPL06

NOTES:

1. Leviton IPL06 dimmer is compatible with all Light Bars shown.
2. For optimal performance set the dimmer minimum threshold by consulting the dimmer manufacturer's instruction manual. Set the threshold so that the different lengths all turn off uniformly.