

LED VAPOR TIGHT LINEAR FIXTURES LSV SERIES GEN 3



48" LED Vapor Tight
w/ Translucent Lens



PRODUCT DESCRIPTION:

A cost effective LED Vapor Tight Fixture, features full length polycarbonate lens, one piece white (PC) Polycarbonate body. Designed to meet or exceed IES recommended Fc at installed heights for parking drive lane compliance. For uses as utility lighting, parking garage, stairwell lighting, and low bay lighting where meets applicable building and safety codes.

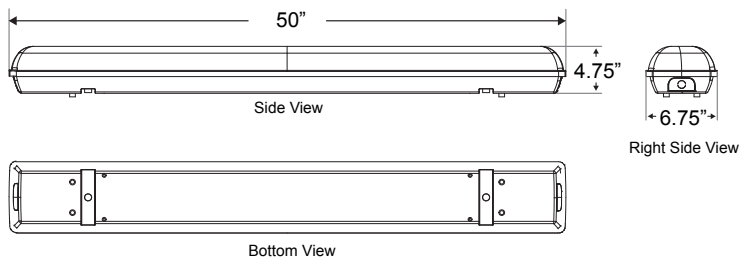
FEATURES:

- Non-Corrosive (PC) Polycarbonate housing
- Stainless Steel spec grade hasps and clips
- Back KO location and End sealed Conduit openings methods
- Low power consumption
- Surface mount std. and suspension kit optional
- IP65 rated with hermetic sealing
- White Finish standard
- CRI >83
- Assembled in USA available upon request
- 50W suitable for low bay applications

CONSTRUCTION:

- One piece (PC) Polycarbonate housing body
- Translucent white lens
- Electrostatic Painted Steel gear tray
- Universal voltage 120V-277V
- 0-10V Dimming standard
- Class II driver
- 2ft Product Dimensions: 26" x 6.75" x 4.75" (L x W x H)
- 4ft Product Dimensions: 50" x 6.75" x 4.75" (L x W x H)

LINE DRAWING:



MODEL SELECTION (Full list of order codes on pg. 2)				Typical order example: LSV4U3050EM		
LS	V	4	U			
FAMILY	TYPE	SIZE	VOLTAGE	NOMINAL WATTAGE	CCT	OPTIONS
LS= Linear Series	V= Vapor Tight	4= 4 ft 2= 2 ft ⁶	U= 120-277V 3= 347V ⁶	20= 20W 30= 30W 50= 50W ⁵	40= 4000K 50= 5000K ⁷	(OMIT)= None EM= Battery Backup Unit MS= Bi-Level Motion Sensor ⁹ MSO= On/Off Motion Sensor CL= Clear Lens MSC= Bi-Level Motion Sensor w/ Daylight Harvesting

SUSPENSION KIT		
ORDER CODE	MODEL NUMBER	DESCRIPTION
74139	MLCHKLSV15	Cable Kit 15' Loop x Loop 1 Pair

NOTES:

1. For DLC compliance to Stairwell & Passageway use MS models
2. For DLC compliance to Linear Ambient Direct use standard models
3. For DLC Lowbay performance use 4' 50w model
4. In the event of a power failure, the battery backup unit switches to emergency mode (700 lumen output) and operates the fixture for a minimum of 90 minutes
5. 50W is DLC Standard qualified
6. 347V product is not DLC qualified
7. 4ft 20W 5000K Clear Lens product is not DLC qualified unless used with motion sensor
8. 2ft products come in 20W only
9. For T24 compliance with the sensor models, use the MS options (dimming sensor).

SPECIFICATIONS:

LSV2U2040 LSV2U2050 LSV4U2040 LSV4U2050 LSV4U3040 LSV4U3050 LSV4U5040 LSV4U5050

ITEM	SPECIFICATION	DETAILS							
GENERAL PERFORMANCE	Power Consumption (W)	22.1	22.5	21.1	21.2	32.9	32.5	50.3	49.4
	Lumens Delivered (lm)	2,960	3,010	2,900	2,950	4,300	4,350	6,400	6,300
	Efficacy (lm/W)	134	134	137	139	131	134	127	128
	CRI	≥80							
	Color Temperature (K)	4000K, 5000K							
	L70 Lifetime (hours)	100,000							
	Color Consistency	Proprietary binning for uniform color							
ELECTRICAL	Power Factor	0.9							
	Input Voltage	120-277V, 347V (optional SDT)							
PHYSICAL	Weight	7.5lbs							
	Lens	Translucent							
	Mounting	Surface Mounting, Suspended Mounting							
	Operating Temperature	-30°C to 40°C							
	Humidity	20-85% RH, non-condensing							
CERTIFICATION	Certification	cULus, FCC, NSF							
	Material Usage	RoHS compliant; no mercury							
	Environment	Indoor / Outdoor Covered - Wet, IP65							
	Warranty	5 Years							

ORDERING:

ORDER CODE	MODEL #	WATTAGE	CCT	LENS
107592	LSV2U2040	20	4000K	Translucent
107593	LSV2U2050		5000K	Translucent
101615	LSV4U2040	20	4000K	Translucent
107611	LSV4U2040CL			Clear
101616	LSV4U2050		5000K	Translucent
107612	LSV4U2050CL			Clear
101617	LSV4U3040	30	4000K	Translucent
107613	LSV4U3040CL			Clear
101618	LSV4U3050		5000K	Translucent
107614	LSV4U3050CL			Clear
101619	LSV4U5040	50	4000K	Translucent
107615	LSV4U5040CL			Clear
101620	LSV4U5050		5000K	Translucent
107616	LSV4U5050CL			Clear

*Please contact your MaxLite representative to order products that don't have order codes listed here.

COMPATIBLE DIMMERS:

MAKE	DIMMER MODEL
Lutron	NFTV0-10
Leviton	IP710 DL

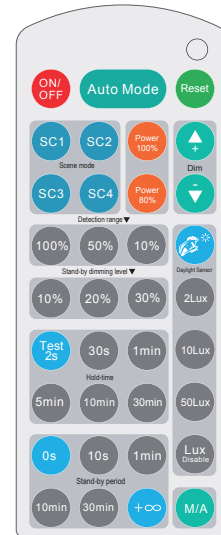
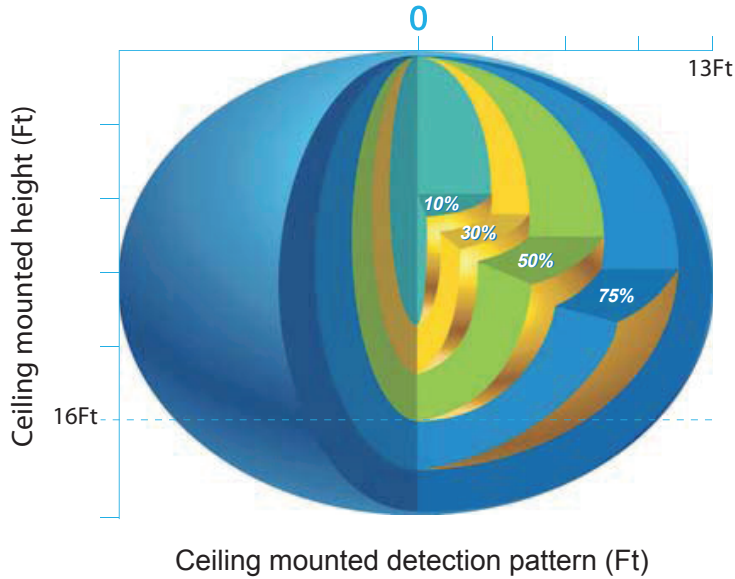
Below are all available settings for the MSC option. To change the default settings, purchase of the remote control (RMHYTHRC-05) is required.

1 Detection area

Detection area can be reduced by selecting the combination on the DIP switches to fit precisely for each specific application.

	1	2	
I	●	●	100%
II	●	○	75%
III	○	●	50%
IV	○	○	10%

- I – 100%
- II – 75%
- III – 50%
- IV – 10%



Remote control (RMHYTHRC-05)

2 Hold-time

Hold-time means the time period to keep the lamp on 100%, after all motion has ceased (detection area vacated).

	1	2	3	
I	●	●	●	5s
II	●	●	○	30s
III	●	○	●	1min
IV	●	○	○	5min
V	○	●	●	10min
VI	○	●	○	20min
VII	○	○	●	30min

- I – 5s
- II – 30s
- III – 1min
- IV – 5min
- V – 10min
- VI – 20min
- VII – 30min

3 Daylight sensor

The daylight threshold can be set on DIP switches, to fit for particular application.

- “Daylight” : The lamp works always, even during daylight.
- “Twilight” : The lamp works only in twilight and in darkness.
- “Darkness” : The lamp works only in darkness.

	1	2	
I	●	●	Disable
II	●	○	50Lux
III	○	●	10Lux
IV	○	○	2Lux

- I – Disable
- II – 50Lux
- III – 10Lux
- IV – 2Lux

4 Stand-by period (corridor function)

This is the time period you would like to keep at the low light output level before it is completely switched off in the long absence of people.

Note: “0s” means on/off control;
“+∞” means bi-level dimming control, fixture never switches off when daylight sensor is disabled.

	1	2	3	
I	●	●	●	0s
II	●	●	○	10s
III	●	○	●	1min
IV	●	○	○	5min
V	○	●	●	10min
VI	○	●	○	30min
VII	○	○	●	1H
VIII	○	○	○	+∞

- I – 0s
- II – 10s
- III – 1min
- IV – 5min
- V – 10min
- VI – 30min
- VII – 1H
- VIII – +∞

5 Stand-by dimming level

This is the dimmed low light output level you would like to have after the hold-time in the absence of people.

	1	2	
I	●	●	5%
II	●	○	10%
III	○	●	20%
IV	○	○	30%

- I – 5%
- II – 10%
- III – 20%
- IV – 30%