



PROJECT NAME: _____ CAT. #: _____
 NOTES: _____ FIXTURE SCHEDULE: _____

ARE High Efficiency Area Fixtures



50/70/100W



150/200W



300W

Features:

- Replaces up to 1,000W HID
- 277-480V standard, 120-277V available
- Dusk to Dawn and motion sensor options available
- Multiple distributions (Types III, IV and V) available
- TAA compliant
- Up to 172 LPW

Mounting:

- Flexible (adjustable/tilt) arm
- 2 3/8" OD adjustable slip fitter

Leadtimes:

- Available as special orders for projects, please contact your Maxlite contact for lead times

Ordering Structure

| FAMILY | WATTAGE (NOMINAL) | VOLTAGE | DISTRIBUTION | - | CCT | COLOR | MOUNTING | OPTIONS |
|--------|--|---|---|---|--|-----------|---|---|
| ARE | 50= 50W 75= 75W 100= 100W 150= 150W 200= 200W 300= 300W | H= 277-480V (standard) U= 120-277V (available) | T3= Type III T4= Type IV T5= Type V | | 40= 4000K (standard) 30= 3000K 50= 5000K | B= Bronze | F= Flexible Arm K= Knuckle Slipfitter 2 3/8" OD | CB= Controls Base (Contact Maxlite for field installable controls) RPC= NEMA 3-pin receptacle PR7= NEMA 7-pin receptacle |

DLC Premium Listing

| MODEL NUMBER | DLC ID # | MODEL NUMBER | DLC ID # | MODEL NUMBER | DLC ID # |
|--------------|----------|--------------|----------|--------------|----------|
| ARE50-T3-40 | PCKCW4RA | ARE100-T3-40 | PHQOZODM | ARE200-T3-40 | PPJTSB6B |
| ARE50-T4-40 | PAI2JQQL | ARE100-T4-40 | P7GD4BBP | ARE200-T4-40 | PXAUNUXW |
| ARE50-T5-40 | PMCLH50D | ARE100-T5-40 | PSFGXB62 | ARE200-T5-40 | PV1MS9QG |
| ARE75-T3-40 | PZCOMEVL | ARE150-T3-40 | PR2AO9CU | ARE300-T3-40 | PFADJ746 |
| ARE75-T4-40 | PSB7SR5H | ARE150-T4-40 | PM5AJX6W | ARE300-T4-40 | P5IU0313 |
| ARE75-T5-40 | PR3O4226 | ARE150-T5-40 | P4BR2DSA | ARE300-T5-40 | PBQ9TO00 |

Accessories

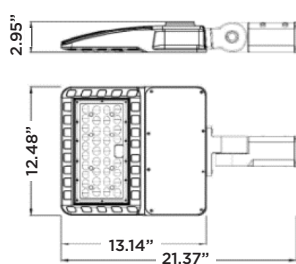
| MODEL NUMBER | ORDER CODE | DESCRIPTION | IMAGE |
|-----------------|------------|---|-------|
| PCTL-UNV | 105038 | TWIST-LOCK ELECTRONIC PHOTOCONTROL 120/208/240/277V (USED WITH RPC OPTION) | |
| PCTL-HV | 105866 | TWIST-LOCK ELECTRONIC PHOTOCONTROL 480V (USED WITH RPC OPTION) | |
| MLRTLPCR | 72466 | SHORTING CAP FOR NEMA TWIST LOCK RECEPTACLE (USED WITH RPC OPTION) | |
| MS-ANT-5-4T-MW | 108791 | MICROWAVE MOTION SENSOR, 8'-40' MOUNTING HEIGHT, IP65, REQUIRES CB FIXTURE OPTION AND RMRC-100 TO PROGRAM | |
| MS-ANT-6-4T-PIR | 108792 | PIR MOTION SENSOR, 8'-40' MOUNTING HEIGHT, IP65, REQUIRES CB FIXTURE OPTION AND RMRC-100 TO PROGRAM | |
| PC-SK101-4T | 108793 | PHOTOCELL, IP65, REQUIRES CB FIXTURE OPTION | |
| RMRC-100 | 104799 | REMOTE CONTROL TO PROGRAM MOTION SENSOR, AT LEAST 1 REQUIRED PER PROJECT | |

ARE High Efficiency Area Fixtures

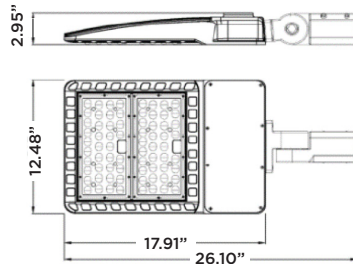
Specifications

| | | ARE50 | ARE75 | ARE100 | ARE150 | ARE200 | ARE300 |
|--|------|---|-----------------|-----------------|----------------------|-----------------|----------------------|
| | | DETAILS | | | | | |
| Nominal Wattage (W) | | 50 | 75 | 100 | 150 | 200 | 300 |
| CCT | | 4000K standard, 3000K and 5000K available | | | | | |
| CRI | | ≥70 | | | | | |
| Lumens Type III | | 7,400 - 7,770 | 11,770 - 12,400 | 15,900 - 16,600 | 22,600 - 23,800 | 30,500 - 32,200 | 48,000 - 50,700 |
| BUG Rating | 3K | 2-0-1 | 3-0-2 | 3-0-3 | 3-0-3 | 4-0-3 | 5-0-4 |
| | 4K | 2-0-1 | 3-0-2 | 3-0-3 | 3-0-3 | 4-0-3 | 5-0-4 |
| | 5K | 2-0-1 | 3-0-2 | 3-0-3 | 3-0-3 | 4-0-3 | 5-0-4 |
| Lumens Type IV | | 7,400 - 7,650 | 11,600 - 12,200 | 15,200 - 16,500 | 22,200 - 23,400 | 30,100 - 31,700 | 47,400 - 50,000 |
| BUG Rating | 3K | 2-0-3 | 3-0-3 | 3-0-4 | 4-0-5 | 4-0-5 | 5-0-5 |
| | 4/5K | 2-0-3 | 3-0-4 | 3-0-3 | 4-0-5 | 4-0-5 | 5-0-5 |
| Lumens Type V | | 7,500 - 7,900 | 11,900 - 12,600 | 15,800 - 16,700 | 23,000 - 24,200 | 31,000 - 32,700 | 48,900 - 51,600 |
| BUG Rating | 3K | 3-0-0 | 3-0-1 | 4-0-1 | 4-0-1 | 5-0-1 | 5-0-1 |
| | 4/5K | 3-0-1 | 3-0-1 | 4-0-1 | 4-0-1 | 5-0-1 | 5-0-1 |
| Efficacy | | 145 - 158 | 152 - 168 | 151 - 162 | 151 - 162 | 153 - 164 | 159 - 172 |
| Dimming | | 0-10V and High-end trim | | | | | |
| Power Factor | | ≥0.90 | | | | | |
| Input Voltage | | 277-480V Standard, 120-277V Option | | | | | |
| Surge Protection | | Standard: 120-277V 10kV, 277-480V 20kA; Special order for 120-277V 20kA | | | | | |
| Housing | | Die Cast Aluminum with corrosion resistant powder coat finish | | | | | |
| Lens | | Impact resistant, UV stabilized Polycarbonate | | | | | |
| Mounting | | Die Cast Aluminum: Flexible Arm (0°-78° range) or Slip Fitter (2 3/8" OD, 0°-90° range) | | | | | |
| EPA (sq ft) 0° (Horizontal) / 78° (Vertical) | | 0.43 (0°)/1.49 (78°) | | | 0.49 (0°)/1.98 (78°) | | 0.61 (0°)/2.48 (78°) |
| Operating Temperature | | -40°F to 104°F (-40°C to 40°C) | | | | | |
| Listings | | FCC, cETLus, T24 Compliant, ANSI 3G below 300W, 1.5G for 300W | | | | | |
| Environment | | IP65, WL | | | | | |
| Warranty | | 10 Years | | | | | |

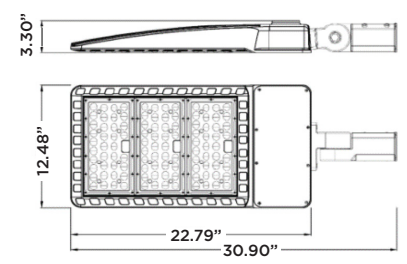
Dimensions



50/75/100W



150/200W



300W