

MaxLite® LED Disk Light - 4" & 6"



General Safety Information

WARNING:

- Risk of electric shock - Disconnect power at fuse or circuit breaker before installing or servicing.
- To prevent early lamp failure, lamp should only be installed in operating environments ranging between -20°C/-4°F - 40°C/104°F
- No user serviceable parts inside. To avoid electrical shock, do not disassemble product.
- Risk of fire or electric shock - LED luminaire installation requires retrofit kit installation and knowledge of luminaires electrical systems. If not qualified, do not attempt installation. Contact a qualified electrician.
- Risk of electric shock -Install this luminaire per construction features and minimum dimensions shown on figure 1, and where the input rating does not exceed the requirements of the luminaire.
- Do not make or alter any open holes in any wiring enclosure or electrical components during luminaire installation.
- To prevent wiring damage or abrasion, do not expose wiring to edges of sheet metal or other sharp objects.
- Installers should not disconnect existing wires from lampholder terminals to make new connections at lampholder terminals. Instead, installers should cut existing leads away from the lampholder and make new electrical connections to the lampholder lead wires by employing applicable connectors according to your local electrical code.
- This device is not intended for use with emergency exits.
- This luminaire is suitable for use in wet locations.



Pictures are for illustration purposes only. Your model may vary.

Models:

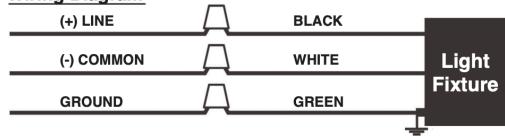
DSKL Series

General Wiring Diagram

CAUTION

Turn off electrical power at fuse or circuit breaker box before wiring fixture to the power supply.

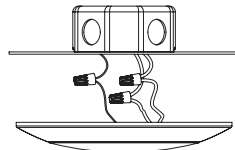
Wiring Diagram



1. Connect the black fixture wire to the HOT LINE supply wire.
2. Connect the white fixture wire to the NEUTRAL supply wire.
3. Connect the green fixture wire to supply ground wire.

Installation Instructions

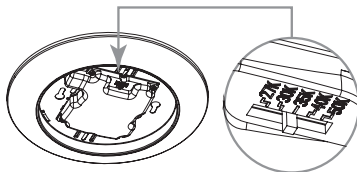
1. Connect the luminaire to supply wires with the wire nuts (included).



2. Remove the lens by turning counterclockwise to unlock.



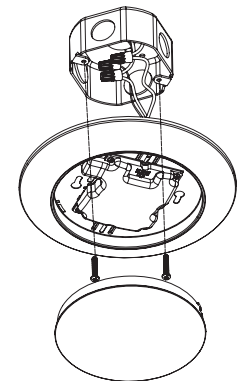
3. Select desired CCT.



4. Safely place all wires into the junction box, mount luminaire to the junction box and screws through the keyhole slots.

NOTE:

4" luminaires are compatible with 2.75" junction boxes.
6" luminaires are compatible with either 2.75" or 3.5" junction boxes.



5. Replace lens and twist clockwise to lock.



MaxLite® LED Disk Light - 4" & 6"



Warranty Information

MaxLite Inc. warrants its products for a minimum period of **FIVE (5)** years from the date of original purchase from MaxLite or its authorized distributor/dealer (the "Warranty Period"), as follows: If a Product fails to operate during the Warranty Period as a result of defects in materials or workmanship, MaxLite will, at its option, repair it, replace it with the same or like Product.

Please refer to Maxlite's website ([at http://maxlite.com/resources/warranties](http://maxlite.com/resources/warranties)) for the complete terms and conditions of our warranty.

Limitation of Liability

THE FOREGOING WARRANTY IS EXCLUSIVE, AND IS THE SOLE REMEDY FOR ANY AND ALL CLAIMS, WHETHER IN CONTRACT, IN TORT OR OTHERWISE ARISING FROM THE FAILURE OF PRODUCT AND IS IN LIEU OF ALL OTHER WARRANTIES, EXPRESS OR IMPLIED, INCLUDING ALL WARRANTIES OF MERCHANTABILITY OR FITNESS FOR A PARTICULAR PURPOSE, WHICH WARRANTIES ARE HEREBY EXPRESSLY DISCLAIMED TO THE EXTENT PERMITTED BY LAW AND, IN ANY EVENT, SHALL BE LIMITED TO THE WARRANTY PERIOD SPECIFIED ABOVE. THE LIABILITY OF MAXLITE SHALL BE LIMITED TO THE TERMS OF THE EXPRESS WARRANTY SET FORTH HEREIN. IN NO EVENT WILL MAXLITE BE LIABLE FOR ANY SPECIAL, INCIDENTAL OR CONSEQUENTIAL DAMAGES INCLUDING, WITHOUT LIMITATION, DAMAGES RESULTING FROM LOSS OF USE, PROFITS, BUSINESS OR GOODWILL, LABOR COSTS, REMOVAL OR INSTALLATION COSTS, DECREASE IN THE LIGHT OUTPUT OF THE LAMP, AND/OR DETERIORATION IN THE LAMP'S PERFORMANCE, WHETHER OR NOT MAXLITE HAS BEEN ADVISED OF THE POSSIBILITY THEREOF. UNDER NO CIRCUMSTANCES SHALL MAXLITE'S ENTIRE LIABILITY FOR A DEFECTIVE PRODUCT EXCEED THE PURCHASE PRICE OF THAT PRODUCT. WARRANTY SERVICES PROVIDED UNDER THESE TERMS AND CONDITIONS DO NOT ENSURE THE UNINTERRUPTED OPERATION OF PRODUCTS; MAXLITE SHALL NOT BE LIABLE FOR DAMAGES CAUSED BY ANY DELAYS INVOLVING WARRANTY SERVICE.

This Limited Warranty gives you specific legal rights and you may also have other rights that may vary from state to state. Because some states or jurisdictions do not allow the exclusion or limitation of liability for consequential or incidental damages, this limitation may not apply to you.