

EMERGENCY LIGHT SERIES

The EML and ER Emergency Light series offer emergency and egress solutions in a compact contemporary style. The high output version can power remote heads for either indoor or outdoor applications. These products are UL924 listed and come with a 5 year warranty.

FEATURES:

- High impact UV stabilized flame rated thermoplastic housing UL94 V-0 (High Capacity 5VA)
- 120V or 277V AC input
- Nickel Cadmium (NiCad) battery meets UL 90 minute emergency lighting requirement
- Test switch and AC-On indicator included
- Heads fully adjustable up, down and side to side
- Self Diagnostic option available
- Operating temperatures - High Capacity 10°C-40°C, general Indoor 20°C-30°C
- White finish standard, Black available as special order

CERTIFICATIONS:

- UL924 Listed for Damp Locations (DL)
- ERO's Listed for Wet Locations (WL)

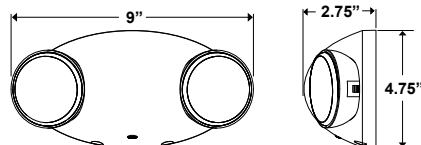
WARRANTY:

5-year standard warranty* (further details available at www.maxlite.com/warranties)

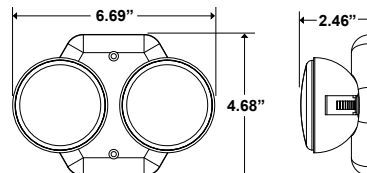
*Product may be eligible for a warranty extension to 10 years, for an additional fee. Contact MaxLite for details.



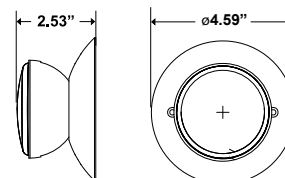
EML & EML-HO



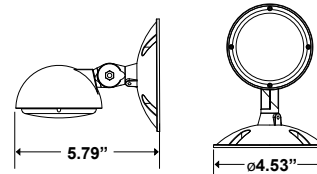
ERI



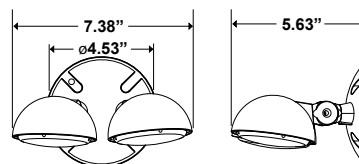
ERI-SW



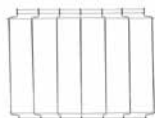
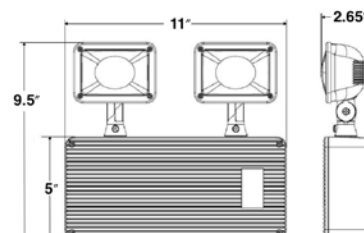
ERO



ERO



EML-HC



EM-WG
16" x 14" x 7"

EMERGENCY LIGHT SERIES

ORDERING INFORMATION:

PRODUCT IMAGE	ORDER NUMBER	MODEL	DESCRIPTION	PERFORMANCE
	14101480	EML-2HW	Emergency Light LED, 2 Heads	76 lumens per head, 0.85/0.80W (120/277V) draw
	14101481	EML-2HWHORC	Emergency Light LED, 2 Heads, High Output, Remote Capable	264 lumens per head, 0.85/0.80W (120/277V) draw, up to 2 additional remote heads
	14101482	ERI-SW	Emergency Remote Head, Indoor, Single	85 lumens, 3.6V, 0.6W
	14101483	ERI-2HW	Emergency Remote Head, Indoor, Double	85 lumens, 3.6V, 0.6W - per head
	14101484	ERO-SW	Emergency Remote Head, Outdoor, Single	85 lumens, 3.6V, 1.17W, WL listed
	14101485	ERO-2HW	Emergency Remote Head, Outdoor, Double	85 lumens, 3.6V, 1.17W - per head, WL listed
	103607	EML-2HWHOSD	Emergency Light LED, 2 Heads, High Lumen Output, Self-Diagnostic	264 lumens per head, 0.85/0.80W (120/277V) draw
	105863	EML-2HWHC	Emergency Light LED, 2 Heads, High Capacity, High Lumen Output	190 lumens per head, 4.4/4.5W (120/277V) draw
	105864	EML-2HWHCRC	Emergency Light LED, 2 Heads, High Capacity, Remote Capable	85 lumens per head, 4.4/4.5W (120/277V) draw, up to 12 additional remote heads

SPECIAL ORDER QUICK SHIP ITEMS:

PRODUCT IMAGE	ORDER NUMBER	MODEL	DESCRIPTION	PERFORMANCE
	103608	EML-2HWHORCSD	Emergency Light LED, 2 Heads, High Lumen Output, Remote Capable, Self-Diagnostic	264 lumens per head, 0.85/0.80W (120/277V) draw, up to 2 additional remote heads

ACCESSORIES:

PRODUCT IMAGE	ORDER NUMBER	MODEL	DESCRIPTION	PERFORMANCE
	105538	EM-WG	Emergency/Exit Wire Guard	16"x14"x7", hardware for internal wall mounting included