

EMERGENCY LIGHT SERIES

The EML and ER Emergency Light series offer emergency and egress solutions in a compact contemporary style. The high output version can power remote heads for either indoor or outdoor applications. These products are UL924 listed and come with a 5 year warranty.

FEATURES:

- High impact UV stabilized flame rated thermoplastic housing UL94 V-0 (High Capacity 5VA)
- 120V or 277V AC input
- Nickel Cadmium (NiCad) battery meets UL 90 minute emergency lighting requirement
- Test switch and AC-On indicator included
- Heads fully adjustable up, down and side to side
- Self Diagnostic option available
- Operating temperatures - High Capacity 10°C-40°C, general Indoor 20°C-30°C
- White finish standard, Black available as special order
- AC versions available as special order

CERTIFICATIONS:

- UL924 Listed for Damp Locations (DL)
- ERO's Listed for Wet Locations (WL)

WARRANTY:

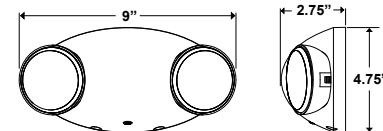
5-year standard warranty* (further details available at www.maxlite.com/warranties)

*Product may be eligible for a warranty extension to 10 years, for an additional fee. Contact MaxLite for details.

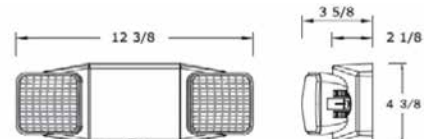
STANDARD EMERGENCY LIGHTS



EML & EML-HO



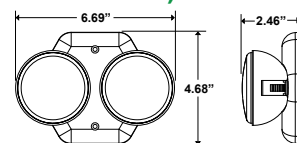
EML-2HSQW



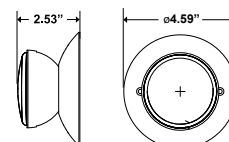
REMOTE HEADS (STANDARD ONLY)*



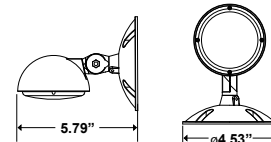
ERI



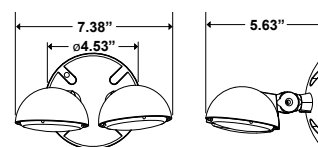
ERI-SW



ERO



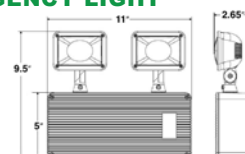
ERO



HIGH CAPACITY EMERGENCY LIGHT



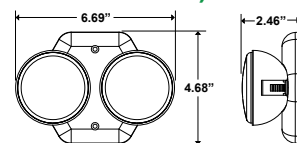
EML-HC



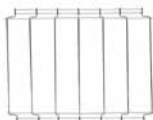
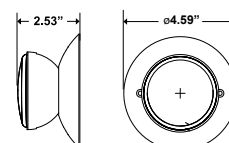
REMOTE HEADS (HIGH CAPACITY ONLY)*



ER-2HWHC



ER-SWHC



EM-WG
16" x 14" x 7"

*Please see fixture compatibility chart below

EMERGENCY LIGHT SERIES

EMERGENCY LIGHT ORDERING:

PRODUCT IMAGE	ORDER NUMBER	MODEL	DESCRIPTION	PERFORMANCE
	14101480	EML-2HW	Emergency Light LED, 2 Heads, Battery Backup	76 lumens per head, 0.85/0.80W (120/277V) draw
	14101481	EML-2HWHORC	Emergency Light LED, 2 Heads, High Output, Remote Capable, Battery Backup	264 lumens per head, 0.85/0.80W (120/277V) draw, up to 2 additional remote heads
	108291	EML-2HSQW	Emergency Light LED, 2 Square Heads, White, Battery Backup	81 lumens per head, 3.6V, 1.7W draw - per head
	103607	EML-2HWHOSD	Emergency Light LED, 2 Heads, High Lumen Output, Self-Diagnostic, Battery Backup	264 lumens per head, 0.85/0.80W (120/277V) draw
	105863	EML-2HWHC	Emergency Light LED, 2 Heads, High Capacity, High Lumen Output, Battery Backup	190 lumens per head, 4.4/4.5W (120/277V) draw
	105864	EML-2HWHCRC	Emergency Light LED, 2 Heads, High Capacity, Remote Capable, Battery Backup	85 lumens per head, 4.4/4.5W (120/277V) draw, up to 12 additional remote heads

REMOTE HEAD ORDERING:

PRODUCT IMAGE	ORDER NUMBER	MODEL	DESCRIPTION	PERFORMANCE
	14101482	ERI-SW	Emergency Remote Head, Indoor, Single	85 lumens, 3.6V, 0.6W
	14101483	ERI-2HW	Emergency Remote Head, Indoor, Double	85 lumens, 3.6V, 0.6W - per head
	14101484	ERO-SW	Emergency Remote Head, Outdoor, Single	85 lumens, 3.6V, 1.17W, WL listed
	14101485	ERO-2HW	Emergency Remote Head, Outdoor, Double	85 lumens, 3.6V, 1.17W - per head, WL listed
	108393	ER-SWHC	Emergency Remote Head, Indoor/Outdoor (DL) Single, White, For High Capacity Fixtures Only	6V.1W
	108394	ER-2HWHC	Emergency Remote Head, Indoor/Outdoor (DL) Double, White, For High Capacity Fixtures Only	6V.2W


*Please see below for compatibility chart

SPECIAL ORDER QUICK SHIP ITEMS:










PRODUCT IMAGE	ORDER NUMBER	MODEL	DESCRIPTION	PERFORMANCE
	103608	EML-2HWHORCSD	Emergency Light LED, 2 Heads, High Lumen Output, Remote Capable, Self-Diagnostic, Battery Backup	264 lumens per head, 0.85/0.80W (120/277V) draw, up to 2 additional remote heads

EMERGENCY LIGHT SERIES

ACCESSORIES:

PRODUCT IMAGE	ORDER NUMBER	MODEL	DESCRIPTION	PERFORMANCE
	105538	EM-WG	Emergency/Exit Wire Guard	16"x14"x7", hardware for internal wall mounting included

REMOTE HEAD COMPATABILITY:

REMOTE HEADS	EMERGENCY LIGHTS # OF REMOTE HEADS SUPPORTED		
	 EML-2HWHORC	 EML-2HWHORCS	 EML-2HWHCRC
 ERI-SW	2	2	-
 ERI-2HW	1	1	-
 ERO-SW	2	2	-
 ERO-2HW	1	1	-
 ER-SWHC	-	-	12
 ER-2HWHC	-	-	6