

WALL PACKS CLASS I DIVISION 2 | HL-WP SERIES



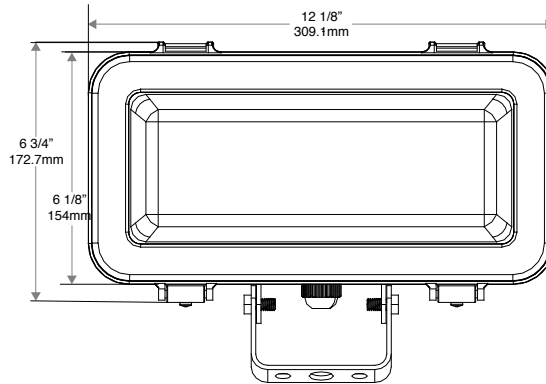
The HL-WP Series Wall Pack is engineered to stand up to the toughest operating conditions in Class I Division 2 applications, including oil platforms, chemical plants and other potentially explosive environments. Its slim profile and versatile mounting options enable this long-lasting, high-performance fixture to address a variety of lighting needs with 8 to 18 ft. mounting heights.



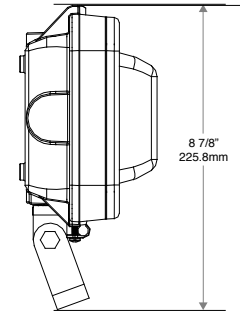
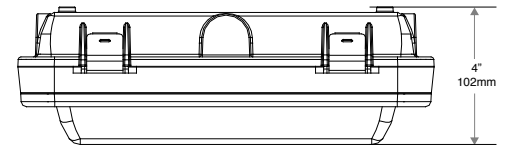
Open Frame



Vertical Frame



Shown with Yoke Mount



CLASSIFICATIONS & RATINGS:

- ETL listing, Wet Locations
- Class I, Div. 2 Groups A, B, C & D
- IP66
- BAA Compliant

APPLICATIONS:



- Industrial facilities
- Oil platforms
- Mining
- Mills
- Chemical plants and other heavy industrial/hazardous environments

CONTROLS:

- Die cast Aluminum housing
- Powdercoat finish
- 120-277V, Dimming driver, 10%
- 1/2" NPT opening available on each side of the fixture for conduits wiring
- Rated for 6 #12 AWG 90°C for Through Wiring

MODEL SELECTION		Typical order example: HL-WP26U50					
HL	-	WP			U		
FAMILY	-	SUB FAMILY	STYLE	NOMINAL WATTAGE	VOLTAGE	LENS	CCT
HL= Hazardous Location	-	WP= Wall Packs, C1D2	[BLANK]= Open Frame V= Vertical Frame	26= 26W, 70W HID equivalent 43= 43W, 150W HID equivalent	U= 120-277V	[BLANK]= Clear, 110° * 110°	40= 4000K, 80 CRI 50= 5000K, 80 CRI

ACCESSORY

ORDER CODE	ITEM #	DESCRIPTION	IMAGE
14101735	HLWPA	HAZARDOUS LOCATION WALL PACK, ADJUSTABLE BRACKET, STAINLESS STEEL, SET OF 2	
14101736	HLWPY	HAZARDOUS LOCATION WALL PACK, YOKE MOUNT, STAINLESS STEEL	



WALL PACKS CLASS I DIVISION 2 | HL-WP SERIES

SPECIFICATIONS:

		HL-WP26U50	HL-WP43U50	HL-WP26U40	HL-WP43U40
GENERAL PERFORMANCE	Input Power (W)	26W	43W	26W	43W
	Lumens Delivered (lm)	3332	5538	3199	5316
	Efficacy (lm/W)	126	128	121	123
	Color Temperature	5000K		4000K	
	BUG Rating	B1-U2-G1	B2-U3-G1	B1-U2-G1	B2-U3-G1
	Operating Temperature	-25°C to 40°C (-13°F to 104°F)			
ELECTRICAL	Power Factor	>0.90			
	Input Voltage	120-277V standard			
	Surge Protection	2kV	6kV	2kV	6kV
CERTIFICATION	Certification	ETL, IP66, CID2, BAA Compliant			
	Environment	IP66			
	Temperature Code	T4			
	Warranty	5 years			

LAYOUT:

Each gridline represents one mounting height.

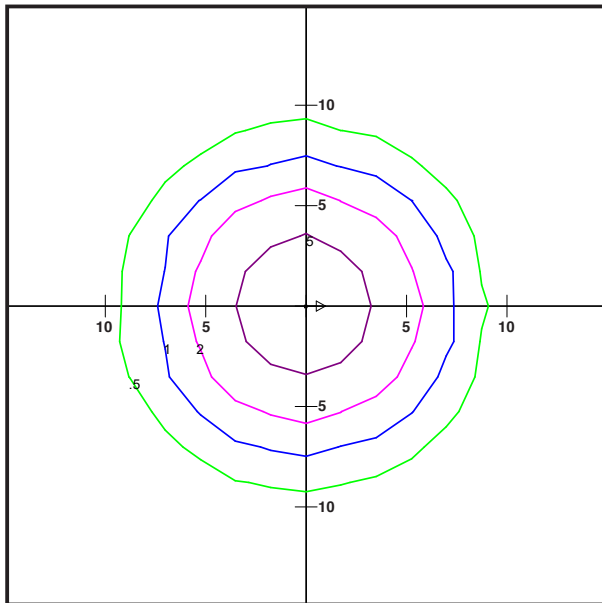
For mounting heights other than noted multiply FC by the below factor.

$$\text{Factor} = \frac{(\text{Chart's Mtg Height})^2}{(\text{Actual Mtg Height})^2}$$

LEGEND

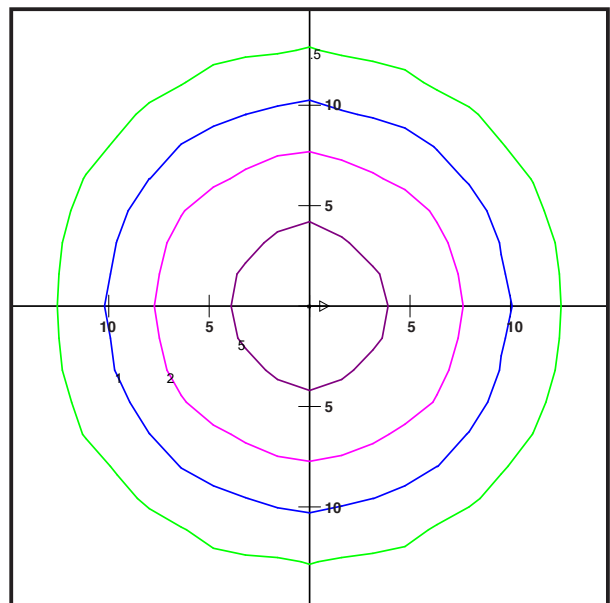
- 0.5 FC
- 1 FC
- 2 FC
- 5 FC

26W Models



Mounting height = 10 ft

43W Models



Mounting height = 15 ft



WALL PACKS CLASS I DIVISION 2 | HL-WP SERIES

Yoke Bracket Dimensions: HLWPY

