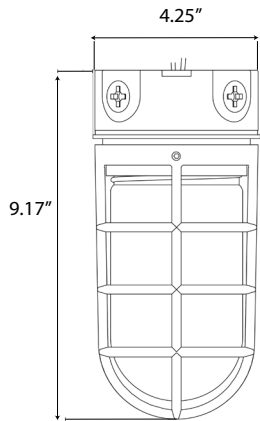
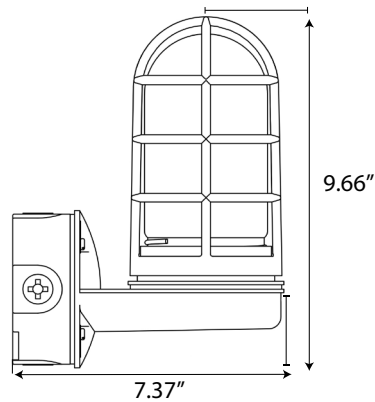


## LED VAPORPROOF JELLY JAR

### JJ SERIES (WITH LAMP)



Ceiling Mount



Wall Mount

### PRODUCT DESCRIPTION:

The MaxLite sealed Jelly Jar series offers a great value with its market leading enclosed rated LED lamps. These fixtures have multiple uses in cooler walk-in applications, high traffic areas susceptible to impact damages, or public spaces where lamp protection is important. Featuring aluminum die-cast bodies and guards, with a polycarbonate clear lens. These fixtures use EPDM gasketing, and brass assembly screws for the highest durability and long life.

### FEATURES:

- Optional dusk to dawn lamp with integrated photocell
- Die Cast body and cages
- Polycarbonate enclosures
- Multiple side and rear knockouts
- Locking Allen screws to secure cages in place
- See page 2 for operating temperature ranges – lamp dependent

### CONSTRUCTION:

- UL Listed for self ballasted LED Lamps
- Wet Rated
- Ceramic high temp sockets used
- Die Cast using ADC12 aluminum material
- Silver Powder Coat finish

### CONTROL:

- Circuit controlled dimming is supported based on lamps used
- Knockouts are 1/2" trade size and support external photo-control device installation

### WARRANTY:

5-year standard warranty\* (further details available at [www.maxlite.com/warranties](http://www.maxlite.com/warranties))




\*Product may be eligible for a warranty extension to 10 years, for an additional fee. Contact MaxLite for details.

MODEL SELECTION (Full list of order codes on pg. 2)		Typical order example: JJP12001	
JJ		12	001
FAMILY	APPLICATION	OPERATING VOLTAGE	LAMPING
JJ= Jelly Jar	W= Wall Mounted C= Ceiling Mounted	12= 120V	001= 9W A19 E26 Base 3000K CCT Included

### ACCESSORIES:

ORDER CODE	MODEL	ENERGY STAR	WATTS	EQUIVALENCY	DELIVER LUMENS	EFFICACY (lm/W)	CRI	CCT	DIMENSIONS (W" x MOL")
<b>E26 Base</b>									
14099394	E9A19DLED27/G6	★	9	60W Inc.	800	88	80	2700K	2.36" x 4.25"
14099397	E9A19DLED30/G6	★	9	60W Inc.	800	88	80	3000K	
14099398	E9A19DLED40/G6	★	9	60W Inc.	800	88	80	4000K	
76907	10CPUALED927	★	10	60W Inc.	900	90	80	2700K	2.97" x 2.47"
76908	10CPUALED930	★	10	60W Inc.	1000	100	80	3000K	
<b>E26 Base, Dusk to Dawn Photocell Included</b>									
100847	DTD9A19ND27	★	9	60W Inc.	800	89	82	2700k	2.36" x 4.25"

★ ENERGY STAR certified

ORDER CODE	MODEL NUMBER	DESCRIPTION	COLOR CHIP
103080	JJLAMBER	AMBER FROSTED PMMA LENS, LONG, SET OF 2	
14100466	JJBLUE	BLUE FROSTED PMMA LENS, LONG, SET OF 2	
14100467	JJLRED	RED FROSTED PMMA LENS, LONG, SET OF 2	

**SPECIFICATIONS:**

ITEM	SPECIFICATION	JJW12001	JJC12001
	Weight	3.1 lbs.	2.6 lbs.
	Housing	Aluminum Die Cast ADC12, EPDM Gasketing	
	Lens	Polycarbonate, clear	
	Mounting	Fits std. wall and ceiling j-boxes	
	Operating Temperature*	-4F-104F (Contact MaxLite for use beyond ratings)	
<b>GENERAL PERFORMANCE</b>	Lamp Type	A-19 Lamp	
	Spacing Criteria	Contact Maxlite for layout assistance	
	Color Temperature (CCT)	Bulb dependent	
	Source Lumens	E9A19DLED30 = 800 lm	
	Efficacy	9w ; 89 lm/w	
	Equivalency	60w Incan.	
	Dimming	Lamp and control dependent	
Lumen Maintenance (L70)	25,000 hr		
<b>ELECTRICAL</b>	Input Voltage	120VAC	
	Power Consumption	Max 100W input	
<b>APPLICATION</b>	Certification	cULus 8750, listed for use with enclosed rated SBLED	
	Environment	Wet	
	LED Class	LM-80, UL listed	
	Warranty	5-year standard warranty*	

\*When operating above 90°F for extended periods of time, lifespan of bulb may be shorter than stated L70 time. Please contact your MaxLite representative for more information.




**LAYOUT:**

Mounting Height= 8 ft.

Each gridline represents one mounting height.

For mounting heights other than noted multiply FC by the below factor.

Factor=  $\frac{(\text{Chart's Mtg Height})^2}{(\text{Actual Mtg Height})^2}$

- LEGEND**
-  0.5 FC
  -  1 FC
  -  0.2 FC

