


PROJECT NAME: _____ CAT. #: _____
 NOTES: _____ FIXTURE SCHEDULE: _____

LED T8 LINEAR REPLACEMENT LAMP

Single/Double Ended Power
Glass Series UL TYPE-B

PRODUCT DESCRIPTION:

Offering the versatility of single or double ended wiring options in one product SKU, this LED UL Type-B T8 lamp is an easy retrofit into most common linear fluorescent fixtures. In addition to flexible installation features that save installers time and money, the Single-Ended/Double-Ended LED T8 lamp consumes up to 50% less energy than standard fluorescent tubes, providing facilities with long-term operational savings.



FEATURES:

- Wattage:
 - 10.5W, 4FT, 1600 to 1650 lumens, replaces 32W fluorescent T8
- Universal Voltage: 120V-277V applications
- Color Rendering Index (CRI): ≥80
- Easy retrofit into most common linear fluorescent fixtures
- Simple ballast bypass, single-ended/ double-ended power
- Single Ended Connection can be used with non-shunted lamp holders.
- Double Ended Connection can be used with shunted lamp holders.
- Instant on
- Mercury free and virtually no UV or IR light
- Suitable for damp locations
- All glass construction
- Rated Lifetime @ L70: 50,000 Hours
- Suitable for use with the following Emergency Lighting Model# T8B-BBU-S

Order Table

ORDER CODE	MODEL NUMBER	WATTS	LUMENS	EFFICACY	CCT	CASE QTY	DLC PRODUCT ID	DLC CLASSIFICATION	DLC PRIMARY USE
110344	L10.5T8SDE435-CG1	10.5W	1600 lm	152 lm/W	3500K	25 pcs	S-3BUSH1	Standard	Internal Driver/Line Voltage (UL Type B) Lamps
110345	L10.5T8SDE440-CG1	10.5W	1650 lm	157 lm/W	4000K	25 pcs	S-5Q7Z8U		
110346	L10.5T8SDE450-CG1	10.5W	1650 lm	157 lm/W	5000K	25 pcs	S-HPRUMD		

Ordering Information

FAMILY	WATTAGE	LAMP TYPE	OPERATION	LENGTH	COLOR TEMPERATURE	LENS
L = LED Linear	10.5 = 10.5W	T8 = T8 tube	SDE = Single-Ended/ Double-Ended	4 = 4ft	35 = 3500K 40 = 4000K 50 = 5000K	-CG1 = Inner Coated Glass



5-year standard warranty (further details available at www.maxlite.com/warranties)

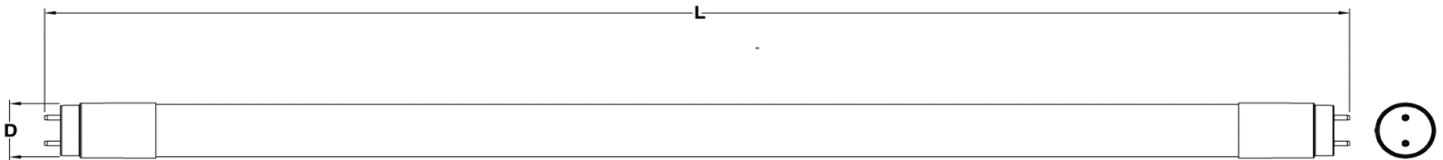
LED T8 LINEAR REPLACEMENT LAMP

Single/Double Ended Power
Glass Series UL TYPE-B

Specifications

	L10.5T8SDE4xx-CG1
Input Power	10.5W
Lumens Delivered	1600-1650 lm
Efficacy	152-157 lm/W
Distribution	210°
CRI	≥ 80
Color Temperature (K)	3500K, 4000K, 5000K
L70 Lumen Maintenance	50,000 hrs
Dimmability	Dimmable with a specified dimmer
Power Factor	≥ 0.9
Input Voltage	120-277V AC, 50/60Hz
Base Type	G13
Lens	Inner Coated Glass
Operating Temperature	-4°F to 113°F (-20°C to 45°C)
Case Quantity	25pcs
Certifications	UL classified, FCC
Qualifications	DLC Standard
Environment	Suitable for damp locations and enclosed luminaires
Warranty	5 years

Dimensions



MODEL	L (INCH)	D (INCH)
L10.5T8SDE4xx-CG1	47.8	1.1

Accessory

ORDER CODE	MODEL NUMBER	DESCRIPTION	IMAGE
110343	T8B-BBU-S	BATTERY BACK UP FOR TYPE B LINEAR (10.5W and 11.5W)	

FCC Statement

NOTE: This equipment has been tested and found to comply with the limits for a class B digital device, pursuant to Part 15 of the FCC Rules. These limits are designed to provide reasonable protection against harmful interference in a residential installation. This equipment generates, uses, and can radiate radio frequency energy and, if not installed and used in accordance with the instructions, may cause harmful interference to radio communications. However, there is no guarantee that interference will not occur in a particular installation.

If this equipment does cause harmful interference to radio or television reception which can be determined by turning the equipment off and on, the user is encouraged to try to correct the interference by one or more of the following measures:

- Reorient or relocate the receiving antenna.
- Increase the separation between the equipment and receiver.
- Connect the equipment to an outlet on a circuit different from that to which the receiver is connected.
- Consult the dealer or an experienced radio/TV technician for help

LED T8 LINEAR REPLACEMENT LAMP

Single/Double Ended Power
Glass Series UL TYPE-B

Relamping Example:

Double Ended Connection


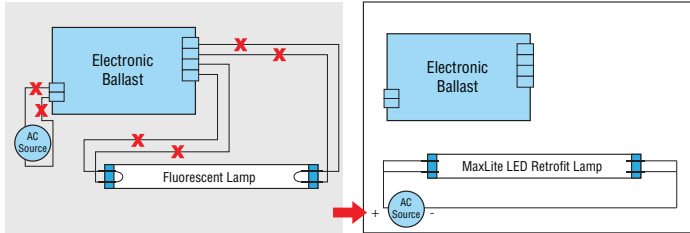


Figure 1 - Double-Ended connection

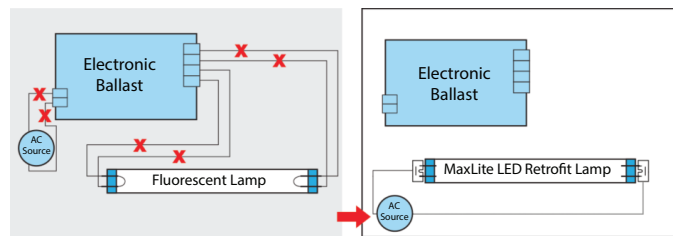


Figure 2 - Retrofit with One Lamp

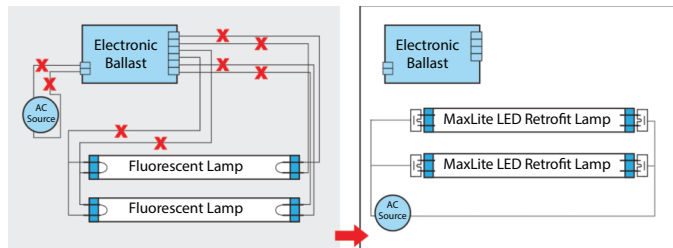


Figure 3 - Retrofit with Two Lamps

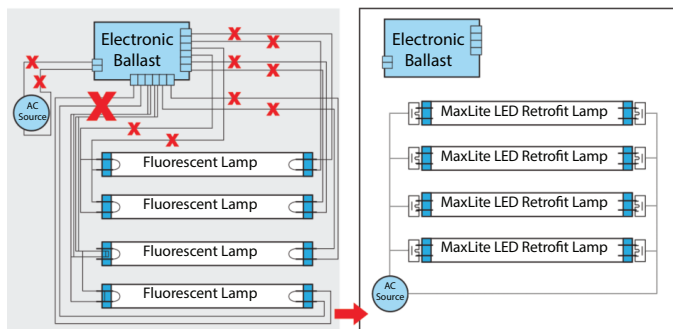


Figure 4 - Retrofit with Three/Four Lamps

Single Ended Connection




Figure 1 - Non-shunted & Shunted Lamp Holder



Figure 2 - Single sided connection

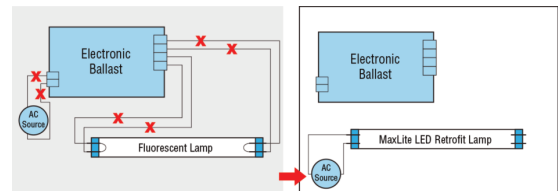


Figure 3 - Retrofit with One Lamp

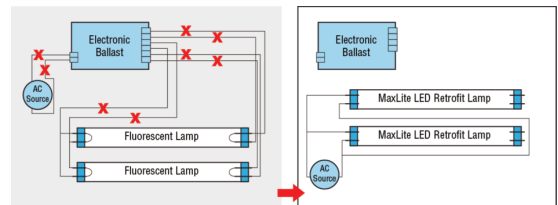


Figure 4 - Retrofit with Two Lamps

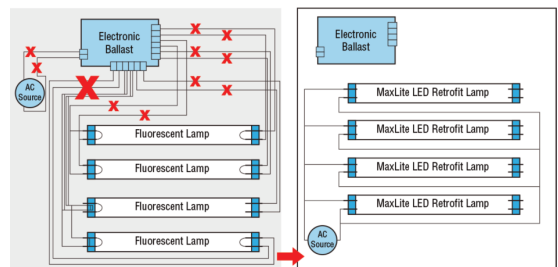


Figure 5 - Retrofit with Three/Four Lamps

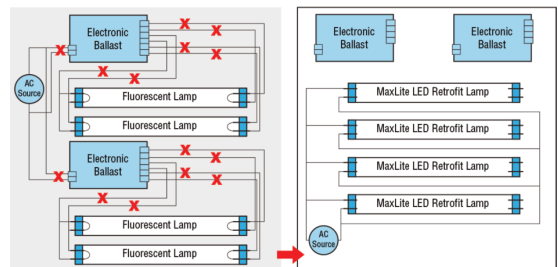


Figure 6 - Retrofit with Three/Four Lamps & Two Ballasts