

**LED T8 - LINEAR REPLACEMENT LAMP**  
**SINGLE-ENDED POWER COATED GLASS**  
**UL TYPE-B**



Intertek



**PRODUCT DESCRIPTION:**

MaxLite LED T8 Linear Replacement Lamps are the ideal energy saving choices when upgrading traditional linear T8 or T12 fluorescent lamps in fixtures containing standard G13 (medium bi-pin) sockets. The LED T8 lamps are designed to provide appropriate light levels while utilizing a dedicated internal driver. Tested to NSF Standards, these lamps carry the ETL Sanitation Mark and are suitable for use in an environment where food intended for human consumption is produced.

**FEATURES:**

- Wattages:  
-10.5W, 1600-1650 lumens
- Color Rendering Index (CRI): ≥80
- Beam angle: 330°
- THD: <20%
- Power factor: ≥ 0.90
- Universal Voltage: 120V-277V applications
- Frequency: 50/60Hz
- Easy retrofit into most common linear fluorescent fixtures
- Simple ballast bypass
- Instant on
- Mercury free and virtually no UV or IR light
- Non dimmable
- Suitable for enclosed fixture
- Suitable for dry and damp locations
- 5 year limited warranty
- Rated Lifetime @ L70: 50,000 Hours

**WARRANTY:**

5-year standard warranty  
(further details available at [www.maxlite.com/warranties](http://www.maxlite.com/warranties))  
Product may be eligible for a warranty extension to 10 years, for an additional fee. Contact MaxLite for details.

| MODEL SELECTION (Full list of order codes on pg. 2) |                 |             | Typical order example: L10.5T8SE435-CG |        |   |
|---|-----------------|-------------|--|--------|---|
| L   | 10.5            | T8          | SE                                     | 4      |   |
| FAMILY  | WATTAGE         | LAMP TYPE   | OPERATION                              | LENGTH | COLOR TEMPERATURE, LENS, WARRANTY   |
| L= LED Linear                                       | 10.5= 10.5 watt | T8= T8 tube | SE= Single-Ended Power                 | 4= 4FT | <b>35-CG=</b> 3500K, Coated Glass, 5yr warranty<br><b>40-CG=</b> 4000K, Coated Glass, 5yr warranty<br><b>50-CG=</b> 5000K, Coated Glass, 5yr warranty |

**SPECIFICATIONS:**

|                            |                         | L10.5T8SE4xx-CG                         |
|----------------------------|-------------------------|---|
| ITEM                       | SPECIFICATION           | DETAILS                                 |
| <b>GENERAL PERFORMANCE</b> | Power Consumption (W)   | 10.5W                                   |
|                            | Lumens Delivered (lm)   | 1600-1650                               |
|                            | Efficacy                | ≥152 lm/w                               |
|                            | CRI                     | 83                                      |
|                            | Beam Angle              | 330°                                    |
|                            | Color Temperature (CCT) | 3500K, 4000K, 5000K                     |
|                            | Lumen Maintenance (L70) | 50,000 Hours                            |
| <b>ELECTRICAL</b>          | Power Factor            | ≥ 0.90                                  |
|                            | Input Voltage           | 120V-277V, 50/60 Hz                     |
| <b>PHYSICAL</b>            | Operating Temperature   | -4°F to 104°F                           |
|                            | Lens                    | Opal (Frosted) - Coated Glass           |
|                            | Weight (lbs)            | 0.50lbs                                 |
| <b>CERTIFICATION</b>       | Certification           | cULus Classified, ETL Sanitation Listed |
|                            | Material Usage          | RoHS compliant; no mercury              |
|                            | Environment             | Dry & Damp, Enclosed Fixtures           |
|                            | Warranty                | 5 year warranty                         |






Lighting layouts and spacing criteria available upon request

**ORDERING:**

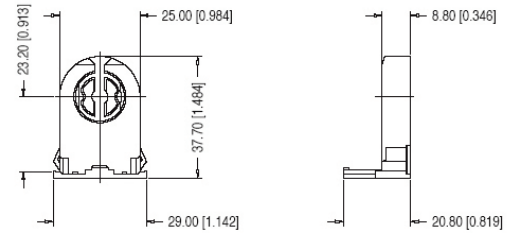
| ORDER CODE                          | MODELS          | WATTAGE | LUMENS (lm) | EFFICACY (lm/W) | CRI | CCT   | CASE QTY |
|-------------------------------------|-----------------|---------|-------------|-----------------|-----|-------|----------|
| <b>4FT T8 MODELS - 5YR WARRANTY</b> |                 |         |             |                 |     |       |          |
| 14099194                            | L10.5T8SE435-CG | 10.5W   | 1600        | 152 lm/W        | 82  | 3500K | 25 pcs   |
| 14099195                            | L10.5T8SE440-CG |         | 1650        | 157 lm/W        |     | 4000K |          |
| 14099196                            | L10.5T8SE450-CG |         | 1650        | 157 lm/W        |     | 5000K |          |

**NOTES:**

1. This device is not intended for use with emergency exits or for emergency lighting
2. Do not use with dimmers

| ACCESSORIES |              |   |   |
|-------------|--------------|---|---|
| ORDER CODE  | MODEL NUMBER | DESCRIPTION   | ACCESSORIES IMAGE   |
| 73978       | G13LPNS      | G13 Low Profile Non-Shunted Lamp Holder                                   |    |
| 1409026     | G13KIT1      | 1-Lamp Wiring Harness for LED T8 Single-End Powered, Ballast Bypass Lamps |    |
| 1409027     | G13KIT2      | 2-Lamp Wiring Harness for LED T8 Single-End Powered, Ballast Bypass Lamps |    |
| 1409028     | G13KIT3      | 3-Lamp Wiring Harness for LED T8 Single-End Powered, Ballast Bypass Lamps |    |
| 1409029     | G13KIT4      | 4-Lamp Wiring Harness for LED T8 Single-End Powered, Ballast Bypass Lamps |  |

**G13LPNS SOCKET LINE DRAWING:**



**G13KITX SOCKET LINE DRAWING:**

