


**LED T8 - LINEAR REPLACEMENT LAMP**  
**SINGLE-ENDED POWER COATED GLASS**  
**UL TYPE-B**



Intertek



**PRODUCT DESCRIPTION:**

MaxLite LED T8 Linear Replacement Lamps are the ideal energy saving choices when upgrading traditional linear T8 or T12 fluorescent lamps in fixtures containing standard G13 (medium bi-pin) sockets. The LED T8 lamps are designed to provide appropriate light levels while utilizing a dedicated internal driver. Tested to NSF Standards, these lamps carry the **ETL Sanitation Mark** and are suitable for use in an environment where food intended for human consumption is produced. Tested to NSF Standards, these lamps carry the ETL Sanitation Mark and are suitable for use in an environment where food intended for human consumption is produced.

**FEATURES:**

- Wattages:  
-12.5W, 4FT, 1650-1800 lumens, replaces 32W fluorescent T8  
-16.5W, 4FT, 2200-2400 lumens, replaces 32W fluorescent T8
- Color Rendering Index (CRI): ≥80
- Beam angle: 330°
- Power factor: ≥ 0.90
- Universal Voltage: 120V-277V applications
- Frequency: 50/60Hz
- Easy retrofit into most common linear fluorescent fixtures
- Simple ballast bypass
- Instant on
- Mercury free and virtually no UV or IR light
- Non dimmable
- Suitable for enclosed fixture
- Suitable for dry and damp locations
- ETL Sanitation listed (tested under NSF standard)
- Rated Lifetime @ L70: 50,000 Hours (-CG), 100,000 Hours (-CG10)

**WARRANTY:**

5-year standard warranty (-CG models)  
10-year standard warranty with labor allowance (-CG10 models)  
(further details available at [www.maxlite.com/warranties](http://www.maxlite.com/warranties))

\*applies to -CG models  
\*\*applies to -CG10 models

MODEL SELECTION (Full list of order codes on pg. 2)			Typical order example: L12.5T8SE435-CG		
L		T8	SE	4	
FAMILY	WATTAGE	LAMP TYPE	OPERATION	LENGTH	COLOR TEMPERATURE, LENS, WARRANTY
L= LED Linear	12.5= 12.5 watt 16.5= 16.5 watt	T8= T8 tube	SE= Single-Ended Power	4= 4FT	35-CG= 3500K, Coated Glass, 5Yr warranty 40-CG= 4000K, Coated Glass, 5Yr warranty 50-CG= 5000K, Coated Glass, 5Yr warranty

MODEL SELECTION (Full list of order codes on pg. 2)			Typical order example: L16.5T8SE450-CG10		
L		T8	SE	4	
FAMILY	WATTAGE	LAMP TYPE	OPERATION	LENGTH	COLOR TEMPERATURE, LENS, WARRANTY
L= LED Linear	12.5= 12.5 watt 16.5= 16.5 watt	T8= T8 tube	SE= Single-Ended Power	4= 4FT	40-CG10= 4000K, Coated Glass, 10Yr warranty 50-CG10= 5000K, Coated Glass, 10Yr warranty

**SPECIFICATIONS:**

		L12.5T8SE4xx-CG	L16.5T8SE4xx-CG
ITEM	SPECIFICATION	DETAILS	DETAILS
<b>GENERAL PERFORMANCE</b>	Power Consumption (W)	12.5W	16.5W
	Lumens Delivered (lm)	1650-1800	2200-2400
	Efficacy	≥144 lm/w	≥133 lm/w
	CRI	82	
	Beam Angle	330°	
	Color Temperature (CCT)	3500K, 4000K, 5000K	
	Lumen Maintenance (L70)	50,000 Hours (-CG models), 100,000 Hours (-CG10 models)	
<b>ELECTRICAL</b>	Power Factor	≥ 0.90	
	Input Voltage	120V-277V, 50/60 Hz	
<b>PHYSICAL</b>	Operating Temperature	-4°F to 113°F	
	Lens	Opal (Frosted) - Coated Glass	
	Weight (lbs)	0.50lbs	
<b>CERTIFICATION</b>	Certification	cULus Classified, ETL Sanitation	
	Material Usage	RoHS compliant; no mercury	
	Environment	Dry & Damp, Enclosed Fixtures	
	Warranty	5 year warranty (-CG models), 10 year warranty (-CG10 models)	
<b>QUALIFICATION</b>	DesignLight Consortium	DLC Standard	






Lighting layouts and spacing criteria available upon request

**ORDERING:**

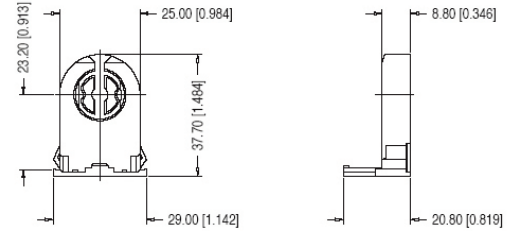
ORDER CODE	MODELS	WATTAGE	LUMENS (lm)	EFFICACY (lm/W)	CRI	CCT	CASE QTY
<b>4FT T8 MODELS - 5YR WARRANTY</b>							
14098989	L12.5T8SE435-CG	12.5W	1650	132 lm/W	82	3500K	25 pcs
14098990	L12.5T8SE440-CG		1750	140 lm/W		4000K	
14098991	L12.5T8SE450-CG		1800	144 lm/W		5000K	
14098994	L16.5T8SE435-CG	16.5W	2200	133 lm/W		3500K	25 pcs
14098995	L16.5T8SE440-CG		2300	139 lm/W		4000K	
14098996	L16.5T8SE450-CG		2400	145lm/W		5000K	
<b>4FT T8 MODELS - 10YR WARRANTY</b>							
14098992	L12.5T8SE440-CG10	12.5W	1750	140 lm/W	82	4000K	25 pcs
14098993	L12.5T8SE450-CG10		1800	144 lm/W		5000K	
14098997	L16.5T8SE440-CG10	16.5W	2300	139 lm/W		4000K	
14098998	L16.5T8SE450-CG10		2400	145lm/W		5000K	

**NOTES:**

1. This device is not intended for use with emergency exits or for emergency lighting
2. Do not use with dimmers

ACCESSORIES			
ORDER CODE	MODEL NUMBER	DESCRIPTION	ACCESSORIES IMAGE
73978	G13LPNS	G13 Low Profile Non-Shunted Lamp Holder	
1409026	G13KIT1	1-Lamp Wiring Harness for LED T8 Single-End Powered, Ballast Bypass Lamps	
1409027	G13KIT2	2-Lamp Wiring Harness for LED T8 Single-End Powered, Ballast Bypass Lamps	
1409028	G13KIT3	3-Lamp Wiring Harness for LED T8 Single-End Powered, Ballast Bypass Lamps	
1409029	G13KIT4	4-Lamp Wiring Harness for LED T8 Single-End Powered, Ballast Bypass Lamps	

**G13LPNS SOCKET LINE DRAWING:**



**G13KITX SOCKET LINE DRAWING:**

