

LED UTILITY WRAP LSU SERIES



PRODUCT DESCRIPTION:

A cost effective LED Utility Wrap Fixture, features full length U Wrap Acrylic lens, one piece fabricated steel body. Designed to meet or exceed 7-10Fc at 8' installed heights for parking drive lane compliance. For uses as utility lighting, parking garage and stairwell lighting where meets applicable building and safety codes.

THERMAL/ LUMEN BALANCED LIGHT ENGINES –

MaxLite engineered low drive rates allow cooler operating temperatures. This translates as less thermal heat sinking needed, while allowing more LED's to be used, resulting in more lumen output. Cooler LED's perform correspondingly longer than harder driven hot LED's.

FEATURES:

- Thermal/Lumen balanced light engine⁵
- Steel Construction
- Back and End Knockouts
- Class II driver, with 0-10V dimming
- Low power consumption
- Ceiling or wall mounted
- For covered use only – damp rated *
- Wire Guard available
- White Finish standard
- CRI > 83
- Optional Occupancy Sensor available
- Assembled in USA available upon request
- 10 year warranty

CONSTRUCTION:

- 20 Ga. Steel body and end caps
- Clear Acrylic Prismatic Lens
- Electrostatic Paint pre-assembly
- Universal voltage 120-277v

BI-LEVEL:

- Omni-directional quad element infrared sensor
- 3 Daylight Harvesting setting
- 0-10V selectable output for low dim control
- Walk test and sensor operation LED indicator
- Direct lead wires for easy wiring connections
- 8 rotary DIP switch selectable control modes
- 7 low dim levels changeable via Accu-Set

ON/OFF:

- PIR on/off control
- 360 degree lens
- selectable sensitivity and time delays
- Non-dimming

WARRANTY:

10-year standard warranty with labor allowance*

(further details available at www.maxlite.com/warranties)

*Warranty Limitations: Product must be rated for the application per the Product Data Sheet (PDS); operated ≤ 16 hrs; in ambient of -29F to 104F.

*Up to \$25/unit; labor allowances of up to \$500/unit available for purchase – contact MaxLite representative for details.

MODEL SELECTION (Full list of order codes on pg. 3)				Typical order example: LSU4806SU30DV40				
LSU		06	S	U		DV		
FAMILY	LENGTH (IN)	WIDTH (IN)	APPLICATION	VOLTAGE	NOMINAL WATTAGE	DIMMING	CCT	OPTIONS
LSU= Utility Wrap	24= 24" 48= 48"	06= 6.75"	S= Surface Mount	U= Universal 120-277VAC 3= 347v SDT	20= 20W** 30= 30W 50= 50W*	DV= 0-10V Dimming	40= 4000K 50= 5000K	MS= Bi-Level Motion Sensor MSO= On/Off Motion Sensor*** EM= Battery Back Up

NOTES:

Not all product variations listed on this page are DLC qualified. Visit www.designlights.org/search to confirm qualification.

- *50W not available in 24" length
- **20W available in 4' length only
- **Wire Guards sold separate, see Accessories chart
- ***MSO models are to be used in dry locations only
- For DLC compliance to Category 9 Stairwell & Passageway use MS models
- For DLC compliance to Category 21 Linear Ambient Direct use standard models
- For DLC Category 23 Lowbay performance use 4' 50w model
- 347V is not DLC qualified
- 347v SDT only available on 4ft 30w & 50w models
- All Battery Back Ups operate for 90min
- In the event of a power failure, the battery backup unit switches to emergency mode (700 lumen output) and operates the fixture for a minimum of 90 minutes

ACCESSORIES		
ORDER CODE	MODEL NUMBER	DESCRIPTION
72460	LSUWG2407	WIRE GUARD - WRAP FIXTURE 2FT X 6.75IN
72463	LSUWG4807	WIRE GUARD - WRAP FIXTURE 4FT X 6.75IN
74626	MLCHKLSULB15	UTILITY WRAP LOWBAY CABLE KIT

SPECIFICATIONS:

ITEM	SPECIFICATION	LSU24		LSU48	
		DETAILS		DETAILS	
GENERAL PERFORMANCE	Spacing Criteria	Available Upon Request			
	Color Temperature (CCT)	4000K, 5000K		4000K, 5000K	
	Wattage	30w	20w	30w	50w
	Deliver Lumens	2902-3017	2193-2170	3583-3233	4625-4923
	Efficacy (lm/W)	>90.2	>107	>103	>97.3
	Standby Lumens*	0-50% Selectable with Occupancy Sensor			
	Color Consistency	Proprietary binning for uniform color			
	Lumen Maintenance (L70)	See below			
ELECTRICAL	Power Factor	Over 0.90		Over 0.90	
	Maximun THD	<20%		<20%	
	Input Voltage	120-277v; *347v SDT			
	Input Cosum. (tested)	<32.9	<20.1	<31.5	<48.8
CONTROL	System	0-10v Dimming			
	Linking to external control	20w = 20 Fixtures 30w = 15 Fixtures 50w = 10 Fixtures			
OCCUPANCY MOTION SENSOR		BI-LEVEL OCC. SENSOR		ON/OFF OCC. SENSOR	
	Sensor Load	Max 800W		Max 800W	
	Dimming Levels	0/ 5/ 10/ 20/ 25/ 33/ 50% selectable		NA – 100% on, 0% off	
	Ambient Light Level	Selectable Ambient Light Levels (3 levels)		NA – Motion activated only	
	Time Delay	Selectable Time delay (1 min to 30 min)		Fixed 15 sec. to 30min.	
	Type	Omni-directional quad element pyroelectric		PIR	
	Optics	Standard: Conical / 8-15' Install Hts / 2x Ht beam width		Fixed width lens, with field adjustable sensitivity to reduce beam size	
	Sensor Rating	120-277V / Wet Listed		120-277V / Dry Listed	
	Operating Temperature	0°C (32°F) to 40°C (104°F), 50-60Hz		0°C (32°F) to 40°C (104°F), 50-60Hz	
PHYSICAL	Dimensions (L x W x H)	25" x 6.75" x 2.5"		48.75" x 6.75" x 2.5"	
	Dimensions w/ Occ Cntrl	29.5" x 6.75" x 2.5"		53.25" x 6.75" x 2.5"	
	Weight	5 +/- .5 lbs		7 +/- .5 lbs	
	Housing	Steel painted after fab			
	Lens	Acrylic Prismatic			
	Mounting	Ceiling Surface			
	Operating Temperature	-4°F to 104°F			
CERTIFICATION	Certification	UL, FCC, LM79, LM80			
	Material Usage	RoHS compliant; no mercury			
	Environment	Indoor / Damp			
	Warranty	5 Year			
QUALIFICATION	DesignLight Consortium	DLC			

Not all product variations listed on this page are DLC qualified. Visit www.designlights.org/search to confirm qualification.

NOTES:

1. ***Designed for sustainability. Contact MaxLite for any repair or replacement components needed
2. ** Must order with "MSO" suffix to receive occupancy control, factory assembled only, not sold separate
3. * Contact MaxLite for Final LM-79 reports
4. Contact MaxLite for 347v SDT electrical ratings

ORDERING CODE:

ORDER CODE	MODEL NUMBER	DESCRIPTION
73201	LSU2406SU30DV40	LED UTILITY WRAP 2FT X 6.75IN 120-277V 30W 0-10V 4000K
73213	LSU2406SU30DV40EM	LED UTILITY WRAP 2FT X 6.75IN 120-277V 30W 0-10V 4000K W/ BBU
73209	LSU2406SU30DV40MS	LED UTILITY WRAP 2FT X 6.75IN 120-277V 30W 0-10V 4000K W/ MOTION SENSOR
74982	LSU2406SU30DV40MSO	LED UTILITY WRAP 2FT X 6.75IN 120-277V 30W 0-10V 4000K W/ MOTION SENSOR (ON-OFF)
73202	LSU2406SU30DV50	LED UTILITY WRAP 2FT X 6.75IN 120-277V 30W 0-10V 5000K
73214	LSU2406SU30DV50EM	LED UTILITY WRAP 2FT X 6.75IN 120-277V 30W 0-10V 5000K W/ BBU
73210	LSU2406SU30DV50MS	LED UTILITY WRAP 2FT X 6.75IN 120-277V 30W 0-10V 5000K W/ MOTION SENSOR
74983	LSU2406SU30DV50MSO	LED UTILITY WRAP 2FT X 6.75IN 120-277V 30W 0-10V 5000K W/ MOTION SENSOR (ON-OFF)
73700	LSU4806SU20DV40	LED UTILITY WRAP 4FT X 6.75IN 120-277V 20W 0-10V 4000K
73701	LSU4806SU20DV50	LED UTILITY WRAP 4FT X 6.75IN 120-277V 20W 0-10V 5000K
73761	LSU4806SU20DV40EM	LED UTILITY WRAP 4FT X 6.75IN 120-277V 20W 0-10V 4000K W/ BBU
74984	LSU4806SU20DV40MSO	LED UTILITY WRAP 4FT X 6.75IN 120-277V 20W 0-10V 4000K W/ MOTION SENSOR (ON-OFF)
73762	LSU4806SU20DV50EM	LED UTILITY WRAP 4FT X 6.75IN 120-277V 20W 0-10V 5000K W/ BBU
73763	LSU4806SU20DV40MS	LED UTILITY WRAP 4FT X 6.75IN 120-277V 20W 0-10V 4000K W/ MOTION SENSOR
73764	LSU4806SU20DV50MS	LED UTILITY WRAP 4FT X 6.75IN 120-277V 20W 0-10V 5000K W/ MOTION SENSOR
74985	LSU4806SU20DV50MSO	LED UTILITY WRAP 4FT X 6.75IN 120-277V 20W 0-10V 5000K W/ MOTION SENSOR (ON-OFF)
73249	LSU4806SU30DV40	LED UTILITY WRAP 4FT X 6.75IN 120-277V 30W 0-10V 4000K
73250	LSU4806SU30DV50	LED UTILITY WRAP 4FT X 6.75IN 120-277V 30W 0-10V 5000K
73261	LSU4806SU30DV40EM	LED UTILITY WRAP 4FT X 6.75IN 120-277V 30W 0-10V 4000K W/ BBU
73257	LSU4806SU30DV40MS	LED UTILITY WRAP 4FT X 6.75IN 120-277V 30W 0-10V 4000K W/ MOTION SENSOR
74986	LSU4806SU30DV40MSO	LED UTILITY WRAP 4FT X 6.75IN 120-277V 30W 0-10V 4000K W/ MOTION SENSOR (ON-OFF)
73262	LSU4806SU30DV50EM	LED UTILITY WRAP 4FT X 6.75IN 120-277V 30W 0-10V 5000K W/ BBU
73258	LSU4806SU30DV50MS	LED UTILITY WRAP 4FT X 6.75IN 120-277V 30W 0-10V 5000K W/ MOTION SENSOR
74987	LSU4806SU30DV50MSO	LED UTILITY WRAP 4FT X 6.75IN 120-277V 30W 0-10V 5000K W/ MOTION SENSOR (ON-OFF)
73345	LSU4806SU50DV40	LED UTILITY WRAP 4FT X 6.75IN 120-277V 50W 0-10V 4000K
73346	LSU4806SU50DV50	LED UTILITY WRAP 4FT X 6.75IN 120-277V 50W 0-10V 5000K
73357	LSU4806SU50DV40EM	LED UTILITY WRAP 4FT X 6.75IN 120-277V 50W 0-10V 4000K W/ BBU
73353	LSU4806SU50DV40MS	LED UTILITY WRAP 4FT X 6.75IN 120-277V 50W 0-10V 4000K W/ MOTION SENSOR
74988	LSU4806SU50DV40MSO	LED UTILITY WRAP 4FT X 6.75IN 120-277V 50W 0-10V 4000K W/ MOTION SENSOR (ON-OFF)
73358	LSU4806SU50DV50EM	LED UTILITY WRAP 4FT X 6.75IN 120-277V 50W 0-10V 5000K W/ BBU
73354	LSU4806SU50DV50MS	LED UTILITY WRAP 4FT X 6.75IN 120-277V 50W 0-10V 5000K W/ MOTION SENSOR
74989	LSU4806SU50DV50MSO	LED UTILITY WRAP 4FT X 6.75IN 120-277V 50W 0-10V 5000K W/ MOTION SENSOR (ON-OFF)

Please contact your MaxLite representative to order products that don't have order codes listed here.

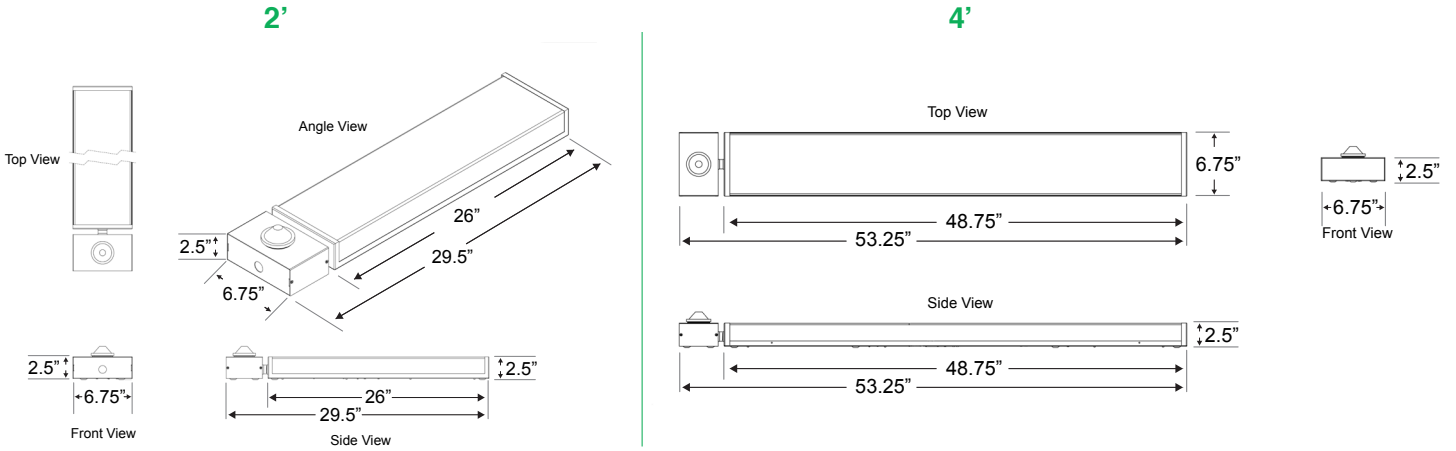
L70 LUMEN MAINTENANCE AT 25°C PER IESNA TM-21-2008	
MODELS	IESNA CALCULATED LIFE
LSU2406SU30XXXX	54,000 Hrs
LSU4806SU20XXXX	76,000 Hrs
LSU4806SU30XXXX	76,000 Hrs
LSU4806SU50XXXX	59,000 Hrs

COMPATIBLE DIMMERS:

MAKE	DIMMER MODEL
Lutron	NFTV0-10
Leviton	IP710 DL

*Above does not include 347v series calculated life.

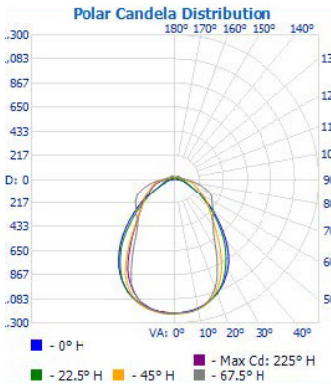
LINE DRAWING:



“MS” version shown for reference

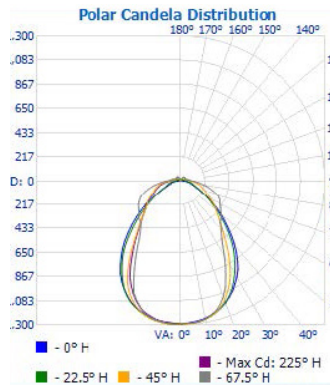
PHOTOMETRICS:

LSU2406SU30DV40



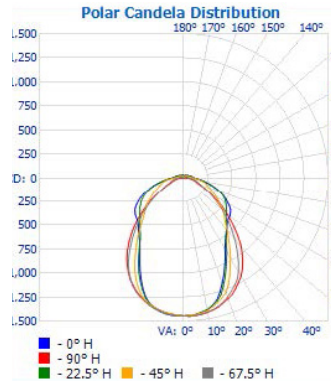
Polar Candela

LSU2406SU30DV50



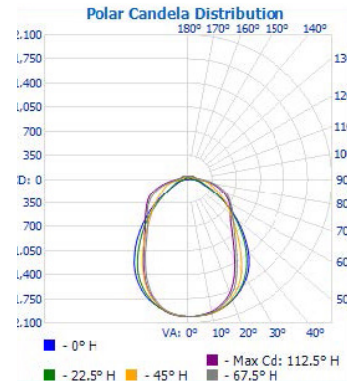
Polar Candela

LSU4806SU30DV50

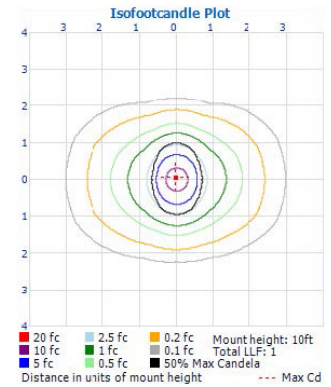


Polar Candela

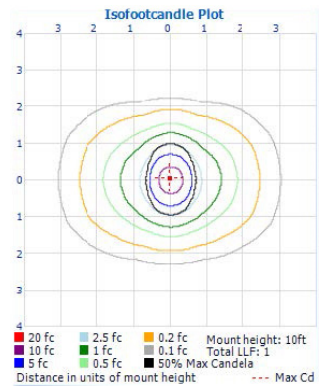
LSU4806SU50DV40



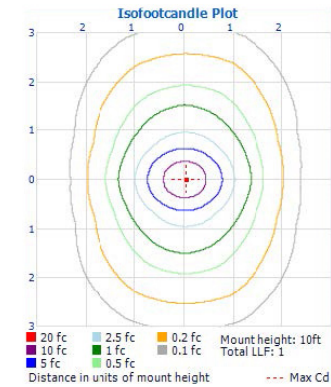
Polar Candela



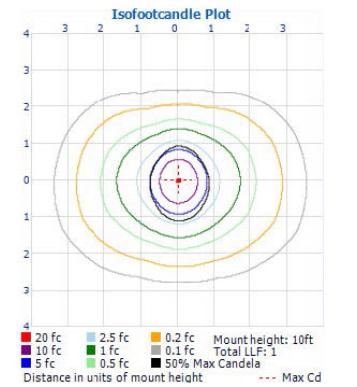
Isofootcandle Plot



Isofootcandle Plot



Isofootcandle Plot



Isofootcandle Plot