


PROJECT NAME: _____ CAT. #: _____
 NOTES: _____ FIXTURE SCHEDULE: _____

MLFP Flat Panel Value Series Wattage and Color Selectable



Description:

MaxLite's new DLC premium Value Flat Panels are designed to lay in drop ceilings in offices, schools, and healthcare applications. Offering up to 140 LPW, these panels produce highly efficient, uniform illumination, and offer the versatility of field-selectable color temperatures and wattages to suit various application needs. Fully dimmable (10-100%), Maxlite Value panels deliver all the benefits of LED technology, including a long life with high lumen maintenance, reduced energy consumption and lower maintenance costs. Available in 2x2 and 2x4 sizes as a single and 2 pack options, this offers tremendous value for projects as well as stocking distributors.

Features:

- Up to 140 Lumens per Watt
- DLC premium qualified
- Available in 2x2 and 2x4 sizes
- Each fixture offers 3 CCT and 2 Wattage options
- Fixtures are set to lowest wattage and 4000K as default factory setting
- 0-10V Dimmable (10% to 100%)
- Voltage: 120-277V
- On field install EM mode, the fixture output a minimum of 1800 lumens for 90 minutes when fully charged

Ordering Structure

FAMILY	SIZE	PANEL TYPE	WATTAGE SELECTABLE	COLOR TEMPERATURE	PACKAGING
MLFP = Flat Panel	14 = 1x4	V= Value Back Lit	15W= 15W/ 25W/ 35W	CS= Color Selectable (3500K/ 4000K/ 5000K)	BLANK = Single Pack /2PK= 2 Pack
	22 = 2x2		15W= 15W/ 25W/ 35W		
	24 = 2x4		25W= 25W/ 35W/ 45W		

1. Default setting for WCS models is set to lowest wattage and 4000K

Stocked Items

ORDER CODE	MODEL NUMBER	DLC PRODUCT ID#	DLC CLASSIFICATION	DLC CATEGORY
111640	MLFP14V15WCS	S-F39Q95	Premium	1x4 Luminaires for Ambient Lighting of Interior Commercial Spaces
111643	MLFP14V15WCS/2PK	S-F39Q95		1x4 Luminaires for Ambient Lighting of Interior Commercial Spaces
111641	MLFP22V15WCS	S-5ZSY4K		2x2 Luminaires for Ambient Lighting of Interior Commercial Spaces
111644	MLFP22V15WCS/2PK	S-5ZSY4K		2x2 Luminaires for Ambient Lighting of Interior Commercial Spaces
111642	MLFP24V25WCS	S-C3MXS5		2x4 Luminaires for Ambient Lighting of Interior Commercial Spaces
		S-9N4VJ8		Low-Bay Luminaires for Commercial and Industrial
111645	MLFP24V25WCS/2PK	S-C3MXS5		2x4 Luminaires for Ambient Lighting of Interior Commercial Spaces
		S-9N4VJ8		Low-Bay Luminaires for Commercial and Industrial Buildings



5-year standard warranty (further details available at www.maxlite.com/warranties)



MLFP Flat Panel Value Series

Wattage and Color Selectable

Specifications	MLFP14V15WCS			MLFP22V15WCS			MLFP24V25WCS		
	1X4			2X2			2X4		
Size									
Nominal Wattage (W)*	15W	25W	35W	15W	25W	35W	25W	35W	45W
Lumens Delivered (lm)*	2115	3425	4655	2115	3425	4655	3425	4690	5895
Nominal Efficacy (lm/W)	141	137	133	141	137	133	137	134	131
CCT*	3500K, 4000K, 5000K								
CRI	≥ 80								
Calculated L70 Lumen Maintenance	≥ 50,000 hours								
Dimming Technology	0-10V								
Dimming Range	10-100%								
Input Voltage	120-277V AC 50/60Hz								
Power Factor	≥ 0.90								
Housing	Cold rolled steel								
Diffuser	PMMA								
Product Weight	4.3 lb			4.1 lb			8.02 lb		
Operating Temperature	-4°F to 113°F (-20°C to 45°C), except BBU models. BBU models: 32°F to 113°F (0°C to 45°C)								
Humidity	≤ 65% RH non-condensing								
Certifications	UL listed, FCC, Rohs Complaint								
Qualifications	DLC Premium								
Environment	Suitable for damp locations								
Warranty	5 Years. Check maxlite.com/warranties for details								

* Default setting for WCS models is set to lowest wattage and 4000K. Lumens and efficacy listed on the Spec table is based on 4000K CCT.



MLFP Flat Panel Value Series

Wattage and Color Selectable

Accessories (SOLD SEPARATELY)

ORDER CODE	MODEL NUMBER	DESCRIPTION	IMAGE
104817	ML14G4FK	GEN 4, 1X4' FLAT PANEL FLANGE KIT	
104819	ML22G4FK	2X2' FLAT PANEL FLANGE KIT	
104820	ML24G4FK	2X4' FLAT PANEL FLANGE KIT	
112342	ML90DCONNECT	90 DEGREE CONNECTOR FOR ESPEN BBU INSTALLATION FOR PANELS	TBD
104811	ML14G4SMK***	GEN 4, 1X4 FLAT PANEL SURFACE MOUNT KIT (47.87" L X 12.32" W X, 3.7" H)	
104813	ML22G4SMK***	2X2 FLAT PANEL SURFACE MOUNT KIT (23.85" L X 24.97" W X 3.7" H)	
104814	ML24G4SMK***	2X4 FLAT PANEL SURFACE MOUNT KIT (47.87" L X 24.97" W X 3.7" H)	
104816	MLG4CHK	CABLE HANGING KIT FOR 1X4 & 2X2 FLAT PANEL (40" LENGTH)	
104848	ML24G4CHK	CABLE HANGING KIT FOR 2X4 FLAT PANEL - 6 CABLES (40" LENGTH)	
111701	MLFPV-JBOX*	TALLER JUNCTION BOX FOR MLFP PANELS VALUE SERIES (8.8" X 3.5" X 2.1")	
108566	EBUUP17015N200B **	EMERGENCY INVERTER, 15W, 120-347 VAC, CEC COMPLIANT, FIELD INSTALLABLE, 0-50C AMBIENT LUMENS DELIVERED AT FIELD INSTALL BBU MODE (LM): 1800 LM - FOR 90 MINUTES, WHEN FULLY CHARGED)	
111815	MLFP14V-BBUBRACKET**	BBU BRACKET KIT W/ SCREWS 1X4 FOR ESPEN - VALUE WCS FLAT PANEL	
111658	MLFPV-BBUBRACKET **	BBU BRACKET KIT W/ SCREW 2X2, 2X4 FOR FIELD INSTALL BBU - VALUE WCS FLAT PANEL	

* MLFPV-JBOX is NOT compatible with MLxxG4SMK

** For Field Install BBU option, purchase BBU model# EBUUP17015N200B along with the mounting bracket MLFP14V-BBUBRACKET or MLFPV-BBUBRACKET.
Lumens delivered at BBU mode varies based on wattage and CCT setting. Lumens Delivered at field install BBU mode (lm): 1800 lm - for 90 minutes, when fully charged

*** If installing the MLxxG4SMK with Field install BBU option, purchase 90 degree connector model number ML90DCONNECT.

FCC Statement

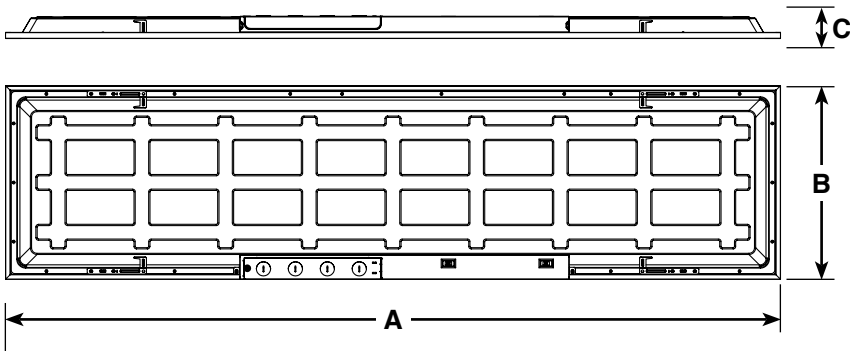
This device complies with part 15 of the FCC Rules, Operation is subject to the following two conditions: (1) This device may not cause harmful interference, and (2) this device must accept any interference received, including interference that may cause undesired operation.

MLFP Flat Panel Value Series *Wattage and Color Selectable*

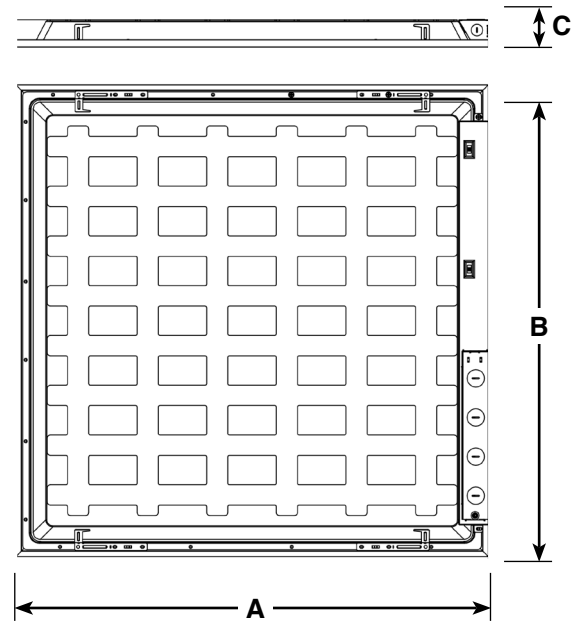
Product Dimensions

Product	A (L)	B (W)	C (H)	H (EM added)
MLFP14V15WCS	47.8 in	11.9 in	1.4 in	2.8 in
MLFP22V15WCS	23.7 in	23.7 in	1.4 in	
MLFP24V25WCS	47.8 in	23.7 in	1.4 in	

1x4 Panel



2x2 Panel



2x4 Panel

