



PROJECT NAME: _____
 NOTES: _____

CAT. #: _____
 FIXTURE SCHEDULE: _____


Slim Floods (70-140W) | 15-70W and 200-300W are on different data sheet



70/90W
 Yoke Mount & RPC
 (CCT Selectable)



70/90W
 Knuckle & RPC
 (CCT Selectable)



CCT Selectable Button
 for 70/90W models



105W & 140W
 Yoke Mount
 (CCT Selectable)



105W & 140W
 Slipfitter Mount
 (CCT Selectable)

Construction:

- Die cast aluminum housing with corrosion resistant powder coat paint
- Tempered glass lens or UV stabilized polycarbonate lens (see Specification Chart for details)

Controls:

- Photocell or twist lock receptacle with shorting cap included (see Specification Chart for details)

Installation:

- Models available with either a slipfitter knuckle or yoke mount

Listings:

- cULus listed for Wet Locations, Outdoor
- IP65
- 3G rated 60W-140W

Ordering Information (Non DLC VERSIONS)

FAMILY	WATTAGE	VOLTAGE	BEAM	-	CCT	FINISH	MOUNTING	OPTIONS
MSF= Slim Flood	70= 70W 90= 90W	U= 120-277V	W= Wide	-	CS= CCT Selectable (3000/4000/5000K)	B= Bronze <i>Contact Maxlite for additional finishes</i>	SK= Knuckle Slipfitter Y= Yoke	RPC= 3 pin NEMA Photocell Receptacle with Shorting Cap

Ordering Information (DLC5.1 VERSIONS)

FAMILY	WATTAGE	VOLTAGE	BEAM	-	CCT	FINISH	MOUNTING	CONTROLS (INCLUDED STANDARD)
MSF= Maxlite Slim Flood	105= 105W	U= 120-277V	W= Wide	-	CS= CCT Selectable	B= Bronze <i>Contact Maxlite for additional finishes</i>	K= Knuckle Slipfitter Y= Yoke	PC= 120-277V photocontrol
	105= 105W (Selectable 105/95/85)				WCS= Wattage/CCT Selectable			
	140= 140W (Selectable 140/120/100)				WCS= Wattage/CCT Selectable			



5-year standard warranty (further details available at www.maxlite.com/warranties) Product may be eligible for a warranty extension to 10 years, for an additional fee. Contact MaxLite for details.



Slim Floods (70-140W) | 15-70W and 200-300W are on different data sheet

DLC 5.1 Listing

Order Codes	Model Number	DLC Product ID	DLC Category	Wattage	CCT
108584	MSF105UW-WCSBKPC	S-FCGRIS	Outdoor Luminaires - Architectural	103.9W	3000K/4000K/5000K
109118	MSF105UW-WCSBYPC	S-FCGRIS		103.9W	
108583	MSF105UW-CSBYPC	S-EU1NLQ		103.9W	
108586	MSF140UW-WCSBKPC	S-HBPXTD		139.9W	
108585	MSF140UW-WCSBYPC	S-HBPXTD		139.9W	

Specifications

	70W	90W	105W**	140W**
Power Consumption (W)	70.5	90	104 (95/85W)	140 (120/100W)
Lumens (lm)	8,480-9,980	11,320-13,180	13,250-14,140	17,900-19,170
Efficacy (lm/w)	120-141	125-147	127-136	128-137
CRI	>80		>70	
Color Temperature (K)	Selectable 3/4/5K			
Beam Angle	Wide/7x7/115.5°		Wide/7x7/112°	
Voltage	120-277V, 50/60Hz			
Surge Protection	4KV		6KV	
Lumen Maintenance (L 70) hrs	>100,000 hours			
Controls	3pin twist lock receptacle with shorting cap		PC	
Housing	Die cast aluminum with corrosion resistant powder coat paint			
Mounting	Choose 2 3/8" OD Knuckle Slipfitter or Yoke			
EPA	N/A		-1.1ft ²	
Lens	UV Stabilized Polycarbonate			
Operating Temperature	-40°C (-40°F) - 40°C (104°F)			
Listings	cULus, FCC, ANSI 3G vibration			
DLC	Not DLC listed		DLC5.1 Premium	
Environment	ULus wet locations, IP65			
Warranty	5 Years			

** Wattage Selectable, highest wattage DLC listed See wattage selectable chart for lower wattage lumens.



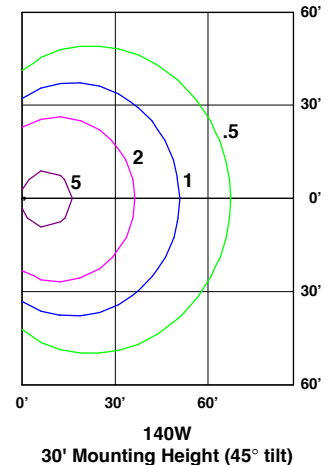
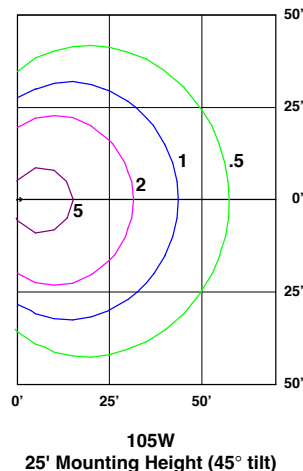
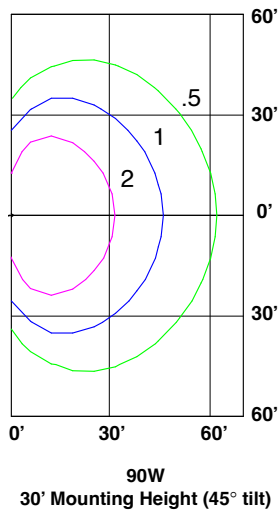
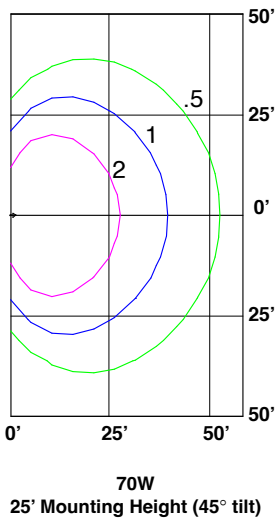
Slim Floods (70-140W) | 15-70W and 200-300W are on different data sheet

Accessories

Order Code	Model Number	Description	Image
72055	PCTL-UNV	TWIST-LOCK ELECTRONIC PHOTOCONTROL 120/208/240/277V	
1408292	PCTL-HV	TWIST-LOCK ELECTRONIC PHOTOCONTROL 480V (REQUIRES RPC FIXTURE OPTION)	
101679	TR2.37BZ	TENON REDUCER CONVERTS 1/2" KNUCKLE THREADED MOUNT (KT) TO 2 3/8" SLIPFITTER KNUCKLE (SK) MOUNT, BRONZE	
104205	MSF70/90-HALFVISOR	SLIM FLOOD HALF VISOR FOR 70/90W	
104206	MSF70/90-FULLVISOR	SLIM FLOOD FULL VISOR FOR 70/90W	
104352	GROUNDSTAKE	21" BLACK PVC GROUND STAKE WITH BRONZE DIE CAST CAP, GROUND STABILIZERS BARS AND HARDWARE TO MOUNT TO MOUNT JUNCTION BOX, WHICH ALLOWS ADDING AN EXTERNAL PHOTOCELL	
104350	JBOXB-4TH	JUNCTION BOX WITH 4 1/2" CONDUIT HOLES TOP COVER. PROVIDES MOUNTING FOR FLAT SURFACES AND ADDING EXTERNAL PC (PC-120277EXT)	
101417	PC-120277EXT	EXTERNAL PHOTOCONTROL 120-277V, BLACK FINISH	
96268	MLRTLPCRSP	SHORTING CAP FOR NEMA TWIST LOCK PHOTOCELL RECEPTACLE (3, 5 OR 7 PIN) (70/90/200/300W versions)	
105551	MTGCOVER	DIE CAST ALUMINUM MOUNTING COVER WITH 3X1/2" THREADED CONDUIT HOLES, BRONZE	
109134	MS-HBE-B	MOTION SENSOR/PC, BRONZE FOR 200/300W SLIM FLOODS (MIN 1 HBE-REMOTE REQUIRED TO PROGRAM)	
109135	HBE-REMOTE	REMOTE CONTROL FOR MOTION SENSOR/PC FOR 200/300W SLIM FLOODS	
108919	MSF105-140-HALFVISOR	MAXLITE SLIM FLOOD HALF VISOR FOR 105-140W	

Photometric Layouts*

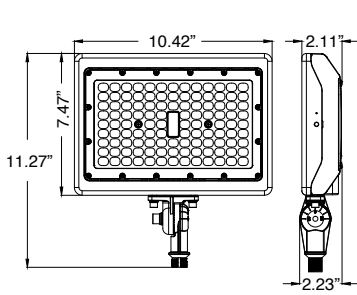
*Units in FC



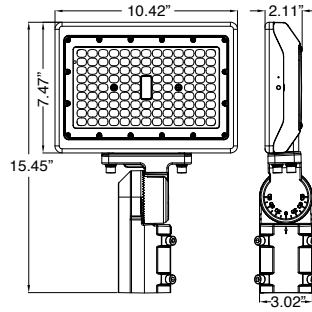


Slim Floods (70-140W) | 15-70W and 200-300W are on different data sheet

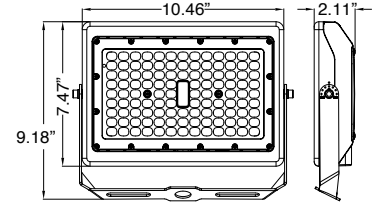
Product Dimensions:



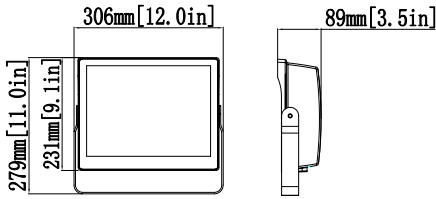
70W/90 1/2" Threaded Knuckle
(CCT Selectable)



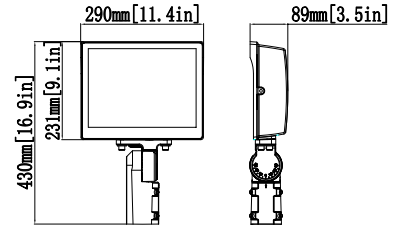
70W/90 Slipfitter Knuckle
(CCT Selectable)



70W/90 Yoke
(CCT Selectable)



105-140W Yoke (CCT Selectable)



105-140W Slipfitter Knuckle (CCT Selectable)