

PROJECT NAME: _____ CAT. #: _____
 NOTES: _____ FIXTURE SCHEDULE: _____

Steel Poles Square & Round Straight



Product Description:

Steel poles available for use with our full line of LED outdoor luminaires.

Construction:

- Powder coat finish
- Pole is shipped standard with pole cap (drill mount only), base cover, anchor bolts and template, hand hole cover, grounding provision/bolt and back bar. Anchor bolts can be pre-shipped upon request.
- Drill patterns provided on 4 sides with button plugs:
 - D fits QMP, MP-AR, AR and M Series
 - E fits AE Series
- Anchor bolt diameter, length, and psi will only withstand load limitations listed (in specifications table) - Contact MaxLite for custom poles order.
- Review installation instructions for mounting template details and detailed hardware list.
- BAA Available

Dimension:

- Pole, anchor bolt and mounting accessories dimensioned drawings are available for review/download on the website

Ordering Information

SQUARE POLES

PRODUCT FAMILY	SHAFT SHAPE/SIZE	HEIGHT ¹	TYPE	WALL THICKNESS	FINISH
PL= Poles	SQ4= 4" Square, Straight, Steel	15= 15ft 20= 20ft 25= 25ft	D= QMP, MP-AR, AR and M Series E= AE Series DN= No drilling T= 2.38" x 4.00" Tenon <small>Drill patterns on 4 sides with button plugs</small>	07= 07 Gauge 11= 11 Gauge	B= Bronze L= Black W= White G= Silver/Gray
	SQ5= 5" Square, Straight, Steel	25= 25ft 30= 30ft			
	SQ6= 6" Square, Straight, Steel	39= 39ft			

1. Contact MaxLite for custom lengths
2. For pre-shipped anchor bolts, please add catalog number PRESHIPANCHORBOLTQ to order. Kit includes qty 4 anchor bolts, template and installation hardware.

ROUND POLES

PRODUCT FAMILY	SHAFT SHAPE/SIZE	HEIGHT ¹	TYPE	WALL THICKNESS	FINISH
PL= Poles	RS3= 3" Round straight steel	08= 08ft 10= 10ft 12= 12ft	D= QMP, MP-AR, AR and M Series E= AE Series DN= No drilling T= 2.38" x 4.00" Tenon <small>Drill patterns on 4 sides with button plugs</small>	07= 07 Gauge 11= 11 Gauge	B= Bronze L= Black W= White G= Silver/Gray
	RS4= 4" Round straight steel	15= 15ft 20= 20ft			
	RS5= 5" Round straight steel	25= 25ft 30= 30ft			









1. Contact MaxLite for custom lengths
2. For pre-shipped anchor bolts, please add catalog number PRESHIPANCHORBOLTQ to order. Kit includes qty 4 anchor bolts, template and installation hardware.
3. For round poles please order corresponding round pole adapter for that fixture and pole diameter.



3-year standard warranty (further details available at www.maxlite.com/warranties) MaxLite is not responsible for the structural integrity of the system if anchor bolts are supplied by others.

Steel Poles Square & Round Straight

Replacement Parts:

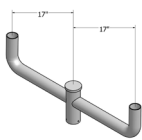
CATALOG PART NUMBER	DESCRIPTION	IMAGE
PL-SQ4BCQ	Base Cover 4" SQ, ABS Composite	
PL-SQ5BCQ	Base Cover 5" SQ, ABS Composite	
PL-SQ4TCQ	Pole Cap, 4" Square, Black	
PL-SQ5TCQ	Pole Cap, 5" Square, Black	
PL-RS3TC	Pole Cap, 3" Round, Black	
PL-RS4TC	Pole Cap, 4" Round, Black	
PL-RS5TC	Pole Cap, 5" Round, Black	
PL-SQH HQ	Hand Hole Cover Assembly, 3"x5"	
PL-SQAB11Q	Anchor Bolts 3/4", Fully Galvanized, 11 Gauge, Set of 4	
PL-SQAB07Q	Anchor Bolts 1", Partially Galvanized, 7 Gauge, Set of 4	

Specifications:

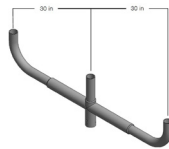
CATALOG NUMBER	MOUNTING HEIGHT (FT.)	SHAFT SIZE (IN.)	WALL THICKNESS	WEIGHT (LBS.)	BOLT CIRCLE	EFFECTIVE PROJECT AREA RATING W/1.3 GUST FACTOR (SQ. FT.)		
						90mph	100mph	120mph
SQUARE STRAIGHT STEEL								
PL-SQ4-15[D/Ex,Tx]11-x	15	4	11	126	8.00"-9.00"	12.3	9.8	7
PL-SQ4-20[D/Ex,Tx]11-x	20	4	11	156	8.00"-9.00"	7.3	5.9	4.2
PL-SQ4-25[D/Ex,Tx]11-x	25	4	11	191	8.00"-9.00"	3.3	2.6	1.8
PL-SQ5-25[D/Ex,Tx]11-x	25	5	11	225	10.50"-11.50"	6.9	5.6	4
PL-SQ5-30[D/Ex,Tx]11-x	30	5	11	263	10.50"-11.50"	3.4	2.7	1.9
PL-SQ5-30[D/Ex,Tx]07-x	30	5	7	422	10.50"-11.50"	8.6	6.9	4.9
ROUND STRAIGHT STEEL								
PL-RS3-08[D/Ex,Tx]11-x	8	3	11	45	8.00"-9.00"	8.4	6.2	3.7
PL-RS3-10[D/Ex,Tx]11-x	10	3	11	53	8.00"-9.00"	6.7	5	3
PL-RS3-12[D/Ex,Tx]11-x	12	3	11	61	8.00"-9.00"	5	3.9	2.1
PL-RS4-15[D/Ex,Tx]11-x	15	4	11	91	8.00"-9.00"	7.8	6.2	3.5
PL-RS4-20[D/Ex,Tx]11-x	20	4	11	123	8.00"-9.00"	4.1	3.1	1.7
PL-RS5-25[D/Ex,Tx]07-x	25	5	7	190	8.00"-9.00"	5	3.7	2
PL-RS5-30[D/Ex,Tx]11-x	30	5	11	228	8.00"-9.00"	2.8	2	4
PL-RS5-30[D/Ex,Tx]07-x	30	5	7	355	9.50"-10.50"	6.6	4.8	2.7

Mounting Accessories:

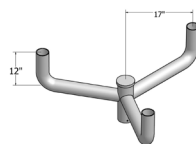
BULLHORN- 2.375" wide x 4" tall Tenon Top



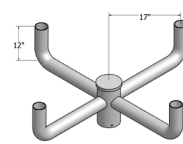
PL-BB218-B
1.0 EPA



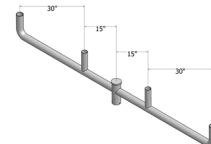
PL-BB318-B
2.2 EPA



PL-BB312-B
1.3 EPA

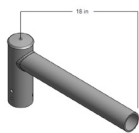


PL-BB490-B
1.6 EPA

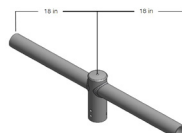


PL-BB418-B
2.4 EPA

SPOKE BRACKETS- 2.375" wide x 4" tall Tenon Top



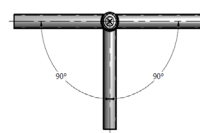
PL-SB190-B
0.3 EPA



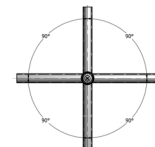
PL-SB218-B
0.4 EPA



R4HT290BZ
0.36 EPA



PL-SB390-B
0.5 EPA



PL-SB490-B
0.6 EPA

Steel Poles

Square & Round Straight

Service and Handling:

Shipping and Handling:

Typically, poles will be delivered on a flatbed truck. Reconsignment of a shipment may result in additional charges that will be the responsibility of the customer.

- It is the contractor's responsibility to offload the poles, using a forklift or crane.
- Never lift a pole by inserting a fork through the end of the pole shaft.
- Unloading delays may result in additional charges to be billed to the customer.
- Hardware, unless pre-shipped, is typically sent with the poles, in a separate box.

Inspection:

- Upon delivery, it is imperative the pole wrapping is removed.
- The contractor must thoroughly inspect the poles and ensure all items were delivered without any damage during transit.
- Any shortages or damages must be noted on the delivery receipt / Bill of Lading so that it can be claimed and filed properly with the freight company.
- Be certain to open, inspect, and count all hardware.

Storage:

- Remove all blue wrap and cardboard.
- If possible, store poles inside, away from the elements.
- Poles must be kept off the ground and not submerged in snow or water.
- Separate layers of poles with padded dunnage (dry, untreated wood).
- Generally, it is best to alternate poles top to bottom and bottom to top.
- Make sure that the dunnage is directly in line to one another to apply equal pressure on the poles.

Non-Compliance:

- Wrapping left on the pole may result in damage to the appearance of the finish.
- Cardboard may allow water to be trapped and condensation to build — causing staining.
- Wet dunnage and dunnage with a chemical makeup may result in damage to the finish.
- Unequal dunnage distribution may result in bending and/or warping of the pole.

Field Drilling:

- All holes are drilled and mounting provisions are welded to the pole prior to the powder coat finish. Drilling the pole in the field exposes the steel, can lead to rust, and is not covered under the warranty.