

MOUNTING ACCESSORIES



PRODUCT DESCRIPTION:

Mount and secure our flood and area light luminaires with a full line of mounting accessories. They are engineered and built to provide a durable and safe fixture mounting that allows for optimal positioning and aiming and are selected to offer a wide variety of options.

FEATURES:

- Polyester Powder Coated to resist chipping and fading
- Bronze finish is standard. Finish for the accessories starting with PL will match our poles exactly. Others will be a close match
- Steel Construction

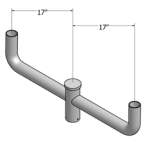
CONSTRUCTION:

- Steel construction
- Industry standard quality welding

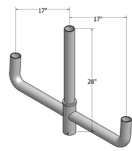
WARRANTY:

1-year standard warranty (further details available at www.maxlite.com/warranties)

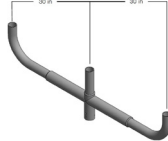
BULLHORN- 2.375" wide x 4" tall Tenon Top



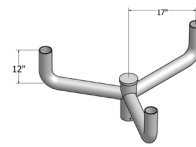
PL-BB218-B
1.0 EPA



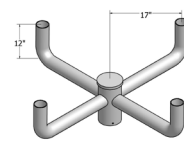
PL-BB318L-B
1.4 EPA



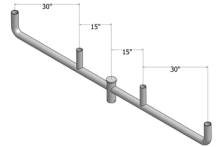
PL-BB318-B
2.2 EPA



PL-BB312-B
1.3 EPA

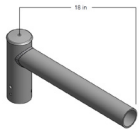


PL-BB490-B
1.6 EPA

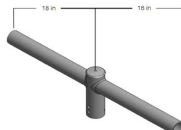


PL-BB418-B
2.4 EPA

SPOKE BRACKETS- 2.375" wide x 4" tall Tenon Top



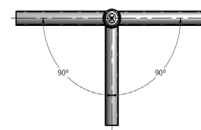
PL-SB190-B
0.3 EPA



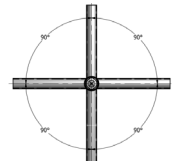
PL-SB218-B
0.4 EPA



R4HT290BZ
0.36 EPA



PL-SB390-B
0.5 EPA



PL-SB490-B
0.6 EPA

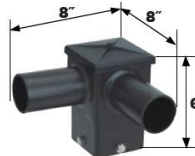
POLES FITTER (2 3/8" OD)




S4VT1S00B (4" square pole)
S5VT1S00B (5" square pole)



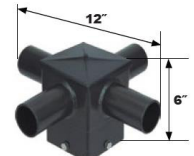
S4HT218BZ (4" square pole)
S5HT218BZ (5" square pole)



S4HT290BZ (4" square pole)
S5HT290BZ (5" square pole)

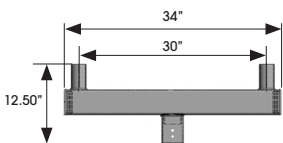


S4HT390BZ
(4" square pole)

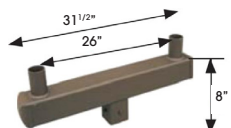


S4HT490BZ
(4" Square pole)

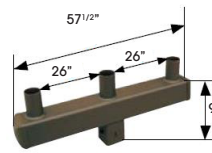
SQUARE MOUNTING BRACKET - 2.375" wide x 4" tall*



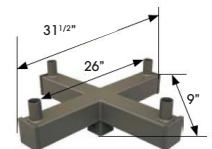
PL-SM218-B
1.1 EPA
(FITS OVER 2 3/8" OD TENON)



S5VT2S18BZ
(5" fits square pole)



S4VT3S18BZ
(4" fits square pole)
S5VT3S18BZ
(5" fits square pole)



S4VT4S90BZ
(4" fits square pole)
S5VT4S90BZ
(5" fits square pole)

TENON REDUCER

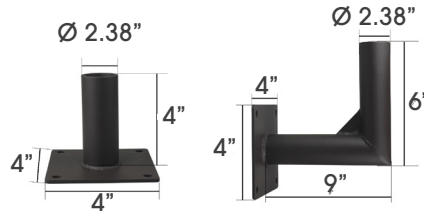


TR2.37BZ
(2-3/8" TO 1/2")
*MAX FIXTURE WEIGHT: 130LBS

TR3BZ
(3" TO 2-3/8")

TR4BZ
(4" TO 2-3/8")

WALL MOUNT BRACKET



WMB1H
*MAX FIXTURE WEIGHT: 110LBS

WMB1V

SWIVEL BRACKET



SB2BZ
(RATED FOR 18LBS. MAX)
*MAX FIXTURE WEIGHT: 18LBS

WOOD POLES COLLAR BULLHORN



PL-CB190-9B (POLE Ø 5"-9")
PL-CB190-13B (POLE Ø 10"-13")

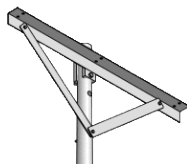
PL-CB218-9B (POLE Ø 5"-9")
PL-CB218-13B (POLE Ø 10"-13")

PL-CB390-9B (POLE Ø 5"-9")
PL-CB390-13B (POLE Ø 10"-13")

PL-CB490-9B (POLE Ø 5"-9")
PL-CB490-13B (POLE Ø 10"-13")

* 50 lbs max / arm for poles ø 5"-9" applicable brackets | 90 lbs max/arm for poles ø 10"-13" applicable brackets

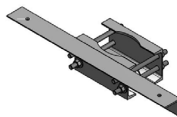
WOOD POLES ANGLE CROSSARM



PL-XAB2-B (2 FIXTURES, 1.55EPA)
PL-XAB3-B (3 FIXTURES, 2.25 EPA)
PL-XAB4-B (4 FIXTURES, 3.70 EPA)
PL-XAB5-B (5 FIXTURES, 4.5 EPA)

MAX INDIVIDUAL FIXTURE WEIGHT: 60LBS

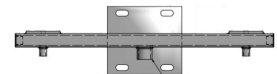
STEEL POLES COLLAR CROSSARM



PL-XCB2-B (2 FIXTURES, 1.05 EPA)
PL-XCB3-B (3 FIXTURES, 1.75 EPA)
PL-XCB4-B (4 FIXTURES, 3.7 EPA)

MAX INDIVIDUAL FIXTURE WEIGHT: 70LBS

STEEL POLES SIDE CROSSARM



PL-XSB2-B (2 FIXTURES, 1.90 EPA)
PL-XSB3-B (3 FIXTURES, 2.60 EPA)
PL-XSB4-B (4 FIXTURES, 3.30 EPA)
PL-XSB5-B (5 FIXTURES, 4.0 EPA)
PL-XSB6-B (6 FIXTURES, 4.75 EPA)

MAX INDIVIDUAL FIXTURE WEIGHT: 85LBS

* Detailed drawings are available for each individual part number on website. Brackets are made to order / to fit each pole.