

RESIDENTIAL DOWNLIGHT RETROFIT 120V - CCT SELECTABLE



4"

5" | 6"

PRODUCT DESCRIPTION:

Constructed with a high-efficacy LED array, the Downlight Residential Retrofit series features an optical diffuser that produces high lumen transmission and even illumination. The fixtures are suitable for wet locations; available in 90 CRI with CCT selectability that includes 2700K/3000K/3500K/ 4000K. They are the economical solution for consumers looking to reduce energy costs.



FEATURES:

- 2700K/3000K/3500K/4000K CCT Selectable
- Beam Angle: 95°
- High CRI: ≥90
- Toolless installation

DIMMING:

- 120V option available with 120V triac dimming (10%)

MOUNTING:

- RR4 model fits into 4" housings
- RR6 model fits into 5" and 6" housings
- E26 screw-base connector included

CONSTRUCTION:

- Stamped steel housing
- Plastic lens

LISTINGS:

- ETL/UL listed for Wet Locations, Indoor
- ENERGY STAR Certified
- Supports T24 Part 6 high efficacy lighting requirements

WARRANTY:

5-year standard warranty (further details available at www.maxlite.com/warranties) Product may be eligible for a warranty extension to 10 years, for an additional fee. Contact MaxLite for details.

ORDERING STRUCTURE

FAMILY	SIZE	WATTAGE (NOMINAL)	VOLTAGE	CRI	CCT	FINISH
RR= Residential Downlights Retrofit	4= 4"	08= 08W	[BLANK]= 120V, Triac Dimming	9= 90 CRI	CS= 2700K/3000K/3500K/4000K	W= White
	6= 5" 6"	11= 10.5W				
	6= 5" 6"	14= 14W				

ORDER CODE

ORDER CODE	MODEL NUMBER	ENERGY STAR ID
104750	RR4089CSW	2363234
104751	RR6119CSW	2363235
104752	RR6149CSW	2363236

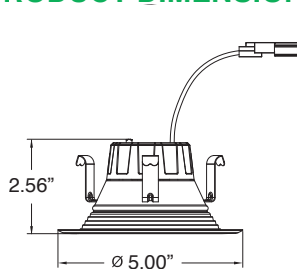
COMPATIBLE DIMMERS

DIMMER BRAND	MODELS
LEVITON	6633-P, 6672
LUTRON	MACL-153M, SCL-153P, CTCL-153PDH-WH, DVWCL-153PH-WH

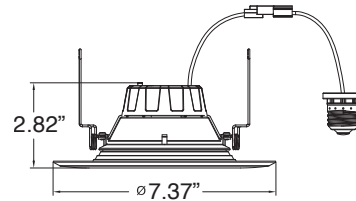
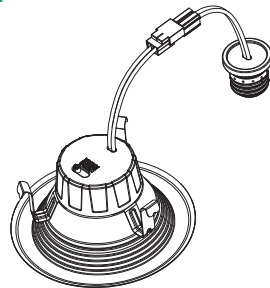
SPECIFICATIONS

	RR4089CSW	RR6119CSW	RR6149CSW
	DETAILS		
Nominal Wattage (W)	8	10.5	14
Lumens Delivered (lm, 2700K)	700	900	1200
Equivalency	40W INC	75W INC	100W INC
Efficacy (lm/W)	88	86	86
Beam Angle	95°		
CRI	≥90		
Color Temperature (K)	2700K/3000K/3500K/4000K		
L70 Lifetime (Hrs)	≥50,000 Hrs		
Voltage	120V, Triac Dimming, 10%		
Power Factor	≥0.90		
Housing	Stamped Steel		
Lens	Plastic		
Mounting	Retrofits into 4" housings	Retrofits into 5" and 6" housings	
Operating Temperature	-4°F to 104°F		
Listings	ENERGY STAR, Title 24, cULus, FCC		ENERGY STAR, Title 24, cETLus, FCC
Environment	Wet locations, Indoor		
Warranty	5 years		

PRODUCT DIMENSIONS:



RR4 4"



RR6 5" | 6"

