

PROJECT NAME: _____ CAT. #: _____
 NOTES: _____ FIXTURE SCHEDULE: _____

GuardMax Mini Wallpack



30W Standard Fixture



15W Battery Backup Fixture

Product Description

The GuardMax Mini Wallpack delivers high quality illumination in a compact form factor ideal for commercial and multi-residential lighting applications. This innovative design offers field selectable CCT and wattage technology as well as a photocell that can be turned on or off to user preference. There is even a version with battery backup. For those smaller wall applications, the GuardMax Mini Wallpack has you covered!

Features

- Die Cast Aluminum housing with corrosion resistant -polyester powder coat finish
- Impact resistant UV stabilized polycarbonate lens
- Photocell can be enabled or disabled to user preference
- Battery Back Up version available
- 0-10V dimming driver

Voltage

- 120-277V

Mounting

- Mounts directly to wall with 3"-4" JBox

Listings

- UL listed for Wet Locations, Outdoor
- IP65



Also available with White or Black finish options

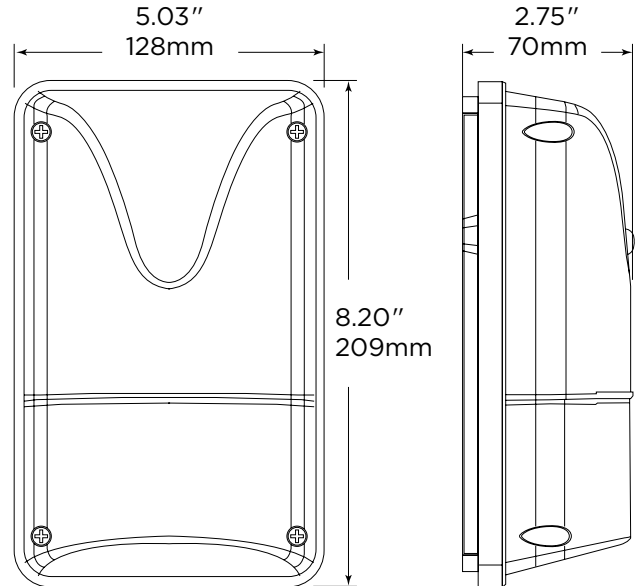
Ordering Information

FAMILY	WATTAGE	VOLTAGE	-	CCT	FINISH	CONTROLS	BATTERY BACKUP	COMPLIANCE
SECM= GuardMax Mini Wallpack	15= 15W	U= 120-277V	-	CS= CCT Selectable: 3000K/4000K/5000K	B= Bronze L= Black W= White <i>*Contact Maxlite for additional finishes.</i>	PC= Integral Photocell	EO= 0 ^h Battery Backup	BLANK= Not TAA TA= TAA Compliant
	30= 30W			WCS= Wattage Selectable: 15/20/30W CCT Selectable: 3000K/4000K/5000K			BLANK= No Battery Backup	

GuardMax Mini Wallpack

Specifications	SECM15U-CSBPCE0TA	SECM30U-WCSBPCTA
Nominal Wattage	15W	Selectable: 15/20/30W
Lumens Delivered	1,840 - 2,020 lm	1,840 - 4,050 lm
Equivalency	100W MH	150W MH
Efficacy (lm/W)	123 - 135 lm/W	
CCT	Selectable: 3000K/4000K/5000K (Default CCT: 5000K)	
Distribution	Type IV	
CRI	≥ 80	
L70(hrs)	>100,000	
Voltage	120-277V, 2.5K surge protection	
Power Factor	≥ 0.90	
Housing	Die cast aluminum w/ polyester powder paint finish	
Lens	UV stabilized, impact resistant polycarbonate	
Mounting	Direct wall mount for 3 to 4.5" Jbox	
Operating Temperature	32°F to 122°F (0°C to 50°C)	-4°F to 122°F (-20°C to 50°C)
Listings	UL, FCC, DLC 5.1 Premium	
Environment	IP65	
Warranty	5 Year warranty. Check maxlite.com/warranties for details.	

Dimensions



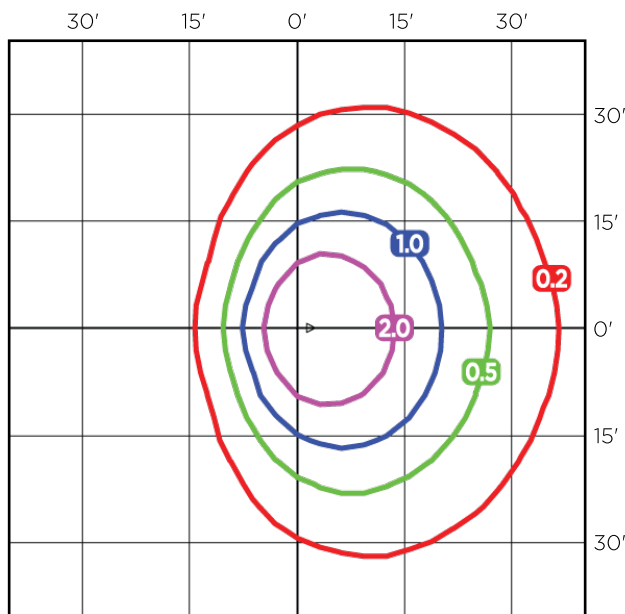
DLC 5.1 Premium

Primary Use Designation: Outdoor Non-Cutoff and Semi-Cutoff Wall-Mounted Area Luminaires

MODEL #	DLC PRODUCT ID
SECM15U-CSBPCE0TA	S-Q46J4W
SECM30U-WCSBPCTA	S-CTX7W7

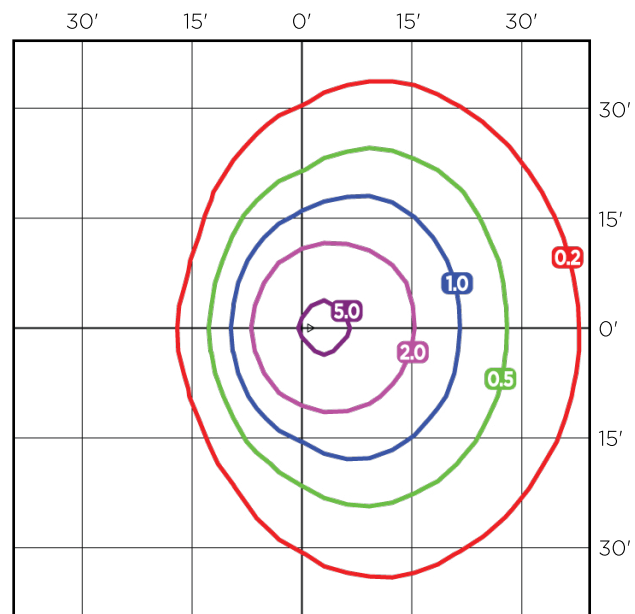
Photometrics

15 Watt Fixture @ 12 ft mounting height



Units in Foot Candelas

30 Watt Fixture @ 12 ft mounting height



Units in Foot Candelas