



PROJECT NAME: _____ CAT. #: _____
 NOTES: _____ FIXTURE SCHEDULE: _____

TRK Troffer Retrofit Kit Control Ready Series Wattage and Color Select



Product Description:

Maxlite's enhanced series Troffer Retrofit Kit with Controls Ready feature is a cost-effective way to switch to LED technology. The kit can be easily installed in most existing troffers in less than 15 minutes. With its advanced "UniGlo" optics that provides uniform brightness across the lens, this product gives a smooth glare free illumination for high end hospitality, commercial and retail applications.

The kit offers over 9 product variations with a Wattage and CCT select option, allowing flexibility for end users and distributors. The kit has one of the highest efficacies in the industry at 150 LPW and is DLC qualified, ensuring maximum energy savings and quick ROI for ESCO projects. As a true Controls Ready (CR) product that uses Maxlite's Patented c-Max plug and play system, this product enables end users to choose controls even without existing controls wiring.

Features:

- Power/Wattage selectable
- Highest efficacy in the industry -150 Lumens per watt
- Controls Ready – can be paired with the new cMax controls nodes
- Controls port integrated into the lens of the fixture
- Quick installation of Troffer Retrofit Kit in existing luminaire without the need to break the ceiling plenum
- CCT Selectable: 3500K/4000K/5000K
- On EM mode, The fixture CCT will be set to 5000K
- On EM mode, the fixture output a minimum of 1050 lumens for 90 minutes, when fully charged
- Dimming: 0-10V - 10-100% Dimming Range with Dim-to-off capability
- Advanced "UniGlo" optics provides uniform brightness across the lens



Controls Features

- Multifunction and Energy Monitoring
- Daylight Sensor
- Occupancy Sensor
- Integral Sensor Receptacle
- High-End Trim
- Bluetooth
- Luminaire Level Lighting Control (LLLC)

Controls Ready:

MaxLite's new Controls Ready (CR) fixtures allows for quick and easy in-field installation (plug and play) of controls. Simply purchase any CR fixture and the required Controls Node and you're all set! See the accessory table for all controls options available for this fixture.

Ordering Structure

FAMILY	SIZE	DIMMABLE	SELECTABLE	COLOR TEMPERATURE	CONTROLS	OPTIONS	PACKAGING	SOURCING STRATEGY
TRK= Troffer Retrofit Kit	14= 1'x4'	D= Dimmable	13W= 13W, 20W, 26W	CS= Color Selectable (3500K, 4000K, 5000K)	CR= Control Ready	[BLANK]= None E2= Made to order Emergency Back Up EM= Emergency Battery Backup Unit	[BLANK]= None /2PK= 2 pack	[BLANK]= Non-TAA Country TA= TAA Country
	22= 2'x2'		13W= 13W, 20W, 26W					
	24= 2'x4'		22W= 22W, 28W, 34W					
	SIZE		FIXED					
	22= 2'x2'		13= 13W					
	24= 2'x4'		19= 19W					

Default setting for WCS models is set to lowest wattage and 4000K.
 Battery back up models are available only in Single Pack configuration.



10-year standard warranty with labor allowance (further details available at www.maxlite.com/warranties)

Warranty Limitations: Product must be rated for application per the Product Data Sheet (PDS); operated ≤16 hrs; in ambient temperatures -4°F to 77°F. If ambient temperatures fall outside the -4°F to 77°F range, product is warranted for 5 years according to the operating temperature range specified on the PDS. Up to \$25/unit; registration required. Additional coverage may be available for purchase; contact MaxLite. Excludes EM/MS versions; component warranty applies.



TRK Troffer Retrofit Kit Control Ready Series *Wattage and Color Select*

c-Max Controls Micro-sites and Compatibility Guide



[Microsite](#)




[Microsite](#)



[Microsite](#)



[Microsite](#)



[Product Compatibility Guide](#)

Compatible Controls (SOLD SEPARATELY)+

The table below shows a small subset of control nodes from each tier that directly plug in with the fixture. Refer to individual microsites above for more accessories that could be added based on application requirements.

ORDER CODE	MODEL NUMBER & LINK TO DATA SHEET	DESCRIPTION	QR CODE TO DATA SHEET	IMAGE
c-Max Basic				
105567	CN-REMOTE	CONTROL NODE REMOTE CONTROL		
105890	CN-RTPSW¹	CONTROL NODE RECTANGULAR, PIR MOTION SENSOR/DAYLIGHT HARVESTING, WHITE		
c-Max Network				
105892	NN-RTW	NETWORK NODE RECTANGULAR, WHITE		
106059	NN-RTPSW	NETWORK NODE RECTANGULAR, PIR MOTION SENSOR/DAYLIGHT HARVESTING, WHITE		
c-Max EasyRF				
110961	RF-RTPSW	EasyRF NODE RECTANGULAR, PIR MOTION SENSOR/DAYLIGHT HARVESTING, WHITE		
110962	RF-REMOTE	EasyRF REMOTE CONTROL COMMISSIONING TOOL		
c-Max Network Partners - Silvair				
110431	NN-RTPSW-SL	SILVAIR NETWORK NODE RECTANGULAR, PIR MOTION SENSOR/DAYLIGHT HARVESTING, WHITE		
111148	NN-RTW-SL	SILVAIR NETWORK NODE RECTANGULAR, WHITE		
c-Max Network Partners - Casambi				
112428	NN-RTPSW-CA	CASAMBI NETWORK NODE RECTANGULAR, PIR MOTION SENSOR/DAYLIGHT HARVESTING, WHITE		
112429	NN-RTW-CA	CASAMBI NETWORK NODE RECTANGULAR, WHITE		





¹ Maxlite recommends CN-RTPSW (PIR) sensor for most applications with this fixture. If CN-RTMST(microwave) is required for an application, Maxlite recommends a pilot test to confirm there is no interference that causes unexpected responses from the microwave sensor. For additional options and c-Max network Partners components check Maxlite.com/cmxc

* Note - This controls ready fixture is compatible with the c-Max platform supporting multiple tiers of controls. The table above shows a small subset of control nodes from each tier that directly plug in with the fixture. Refer to individual microsite above for more accessories that could be added based on application requirements



TRK Troffer Retrofit Kit Control Ready Series *Wattage and Color Select*

Accessories (SOLD SEPARATELY)

ORDER CODE	MODEL NUMBER	DESCRIPTION	IMAGE
111133	TRKP-ARB-24	TROFFER RETROFIT KIT AIR RETURN BRACKET 24 INCHES - FOR USE WITH 2X2 TRK	
111134	TRKP-ARB-48	TROFFER RETROFIT KIT AIR RETURN BRACKET 48 INCHES - FOR USE WITH 2X4 AND 1X4 TRK	
108566	EBUUP17015N200B ¹	EMERGENCY INVERTER, 15W, 120-347VAC, CEC COMPLIANT, FIELD INSTALLABLE, 0-50C AMBIENT	
111289	EBU-RTST-E15	RIBBON FLAT TEST SWITCH FOR ESPEN EMERGENCY INVERTER, 15W	
110402	TRK-BBUPLATE14	BBU PLATE FOR 1X4 TRK	TBD
110403	TRK-BBUPLATE2224	BBU PLATE FOR 2X2 AND 2X4 TRK	TBD

Note:

1. Lumens delivered at BBU mode is 3080lm for field installable BBU for 90 minutes, when fully charged.

RIBBON FLAT TEST SWITCH Model number EBU-RTST-E15 sold separately. BBU installation plate is required for installing the field installable BBU on the housing.

BBU installation plate model number TRK-BBUPLATE14 sold separately for 1x4 TRK. BBU installation plate model number TRK-BBUPLATE2224 sold separately for 2x2 and 2x4 TRK

Follow instruction manual provided for recommended guidelines for installation.



TRK Troffer Retrofit Kit Control Ready Series *Wattage and Color Select*

Non-TAA Stocked Items

ORDER CODE	MODEL NUMBER	DLC PRODUCT ID#	DLC CLASSIFICATION	DLC CATEGORY
110382	TRK14D13WCSCR	S-CV9BT4	Integrated Retrofit Kits for 1x4 Luminaires	Standard
110387	TRK14D13WCSCR/2PK	S-CV9BT4	Integrated Retrofit Kits for 1x4 Luminaires	Standard
110383	TRK22D13WCSCR	S-29RW4T	Integrated Retrofit Kits for 2x2 Luminaires	Standard
110388	TRK22D13WCSCR/2PK	S-29RW4T	Integrated Retrofit Kits for 2x2 Luminaires	Standard
110393	TRK22D13WCSCREM	S-29RW4T	Integrated Retrofit Kits for 2x2 Luminaires	Standard
110384	TRK24D22WCSCR	S-BWQCL3	Integrated Retrofit Kits for 2x4 Luminaires	Standard
110389	TRK24D22WCSCR/2PK	S-BWQCL3	Integrated Retrofit Kits for 2x4 Luminaires	Standard
110394	TRK24D22WCSCREM	S-BWQCL3	Integrated Retrofit Kits for 2x4 Luminaires	Standard
110799	TRK24D19CSCR/2PK	S-2MXHFH	Integrated Retrofit Kits for 2x4 Luminaires	Standard

TAA Stocked Items

ORDER CODE	MODEL NUMBER	DLC PRODUCT ID#	DLC CLASSIFICATION	DLC CATEGORY
110975	TRK14D13WCSCR/2PKTA	S-CV9BT4	Integrated Retrofit Kits for 1x4 Luminaires	Standard
110979	TRK22D13WCSCR/2PKTA	S-29RW4T	Integrated Retrofit Kits for 2x2 Luminaires	Standard
111488	TRK22D13WCSCREMTA	S-29RW4T	Integrated Retrofit Kits for 2x2 Luminaires	Standard
110983	TRK24D22WCSCR/2PKTA	S-BWQCL3	Integrated Retrofit Kits for 2x4 Luminaires	Standard
111489	TRK24D22WCSCREMTA	S-BWQCL3	Integrated Retrofit Kits for 2x4 Luminaires	Standard
110977	TRK22D13CSCR/2PKTA	S-FCG2TQ	Integrated Retrofit Kits for 2x2 Luminaires	Standard
110981	TRK24D19CSCR/2PKTA	S-2MXHFH	Integrated Retrofit Kits for 2x4 Luminaires	Standard

Specifications

	TRK14D13WCSCR		
Size	1X4'		
Nominal Wattage (W)	13W	20W	26W
Lumens Delivered (lm) *	2000, 2060, 2020	3040, 3140, 3080	3900, 4030, 3950
Nominal Efficacy (lm/W) *	154, 159, 156	152, 157, 154	150, 155, 152
Lumens delivered at BBU mode (lm)	1260lm for EM suffix, 1050lm for E2 suffix - for 90 minutes, when fully charged		
CRI	≥80		
Color Temperature (K)	3500K, 4000K, 5000K		
Calculated L70 Lumen Maintenance	≥100,000 Hrs		
Dimming Technology	0-10V		
Dimming Range	0-100% (Dim to OFF Voltage: 0.3V ± 0.2V)		
Input Voltage	120-277V, 50/60 Hz		
Power Factor	≥ 0.87		
Housing	Sheet Metal		
Diffuser	PMMA lens		
Surge Protection	2.5KV		
Operating Temperature	-4°F to 122°F (-20°C to 50°C), except BBU models. BBU models: 32°F to 122°F (0°C to 50°C)		
Humidity	10% to 80% RH non-condensing		
Certification	FCC, cULus Classified		
Qualifications	DLC Standard		
Material Usage	RoHS Compliant; No Mercury		
Environment	Damp Location		
Warranty	10 years. Check maxlite.com/warranties for details		

* Fixtures are set to lowest wattage and 4000K as default factory setting



TRK Troffer Retrofit Kit Control Ready Series

Wattage and Color Select

Specifications

	TRK22D13WCSCR			TRK22D13CSCR
Size	2x2'			
Nominal Wattage (W)	13W	20W	26W	13W
Lumens Delivered (lm) *	1970, 2010, 1980	3020, 3080, 3040	3900, 3970, 3920	2000, 2010, 2000
Nominal Efficacy (lm/W) *	152, 155, 153	151, 154, 152	150, 153, 151	150, 155, 152
Lumens delivered at BBU mode (lm)	1260lm for EM suffix, 1050lm for E2 suffix - for 90 minutes, when fully charged			
CRI	≥80			
Color Temperature (K)	3500K, 4000K, 5000K			
Calculated L70 Lumen Maintenance	≥100,000 Hrs			
Dimming Technology	0-10V			
Dimming Range	0-100% (Dim to OFF Voltage: 0.3V ± 0.2V)			
Input Voltage	120-277V, 50/60 Hz			
Power Factor	≥ 0.87			
Housing	Sheet Metal			
Diffuser	PMMA lens			
Surge Protection	2.5KV			
Operating Temperature	-4°F to 122°F (-20°C to 50°C), except BBU models. BBU models: 32°F to 122°F (0°C to 50°C)			
Humidity	10% to 80% RH non-condensing			
Certification	FCC, cULus Classified			
Qualifications	DLC Standard			
Material Usage	RoHS Compliant; No Mercury			
Environment	Damp Location			
Warranty	10 years. Check maxlite.com/warranties for details			

* Fixtures are set to lowest wattage and 4000K as default factory setting



TRK Troffer Retrofit Kit Control Ready Series

Wattage and Color Select

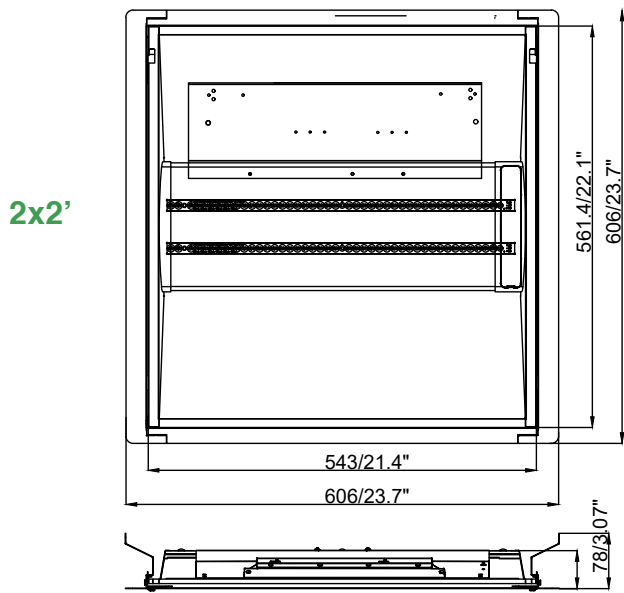

Specifications

	TRK24D22WCSCR			TRK24D19CSCR
Size	2x4			
Nominal Wattage (W)	22W	28W	34W	19W
Lumens Delivered (lm) *	3380, 3490, 3430	4250, 4390, 4310	5100, 5270, 5160	2850, 2940, 2880
Nominal Efficacy (lm/W) *	154, 159, 156	152, 157, 154	150, 155, 152	150, 155, 152
Lumens delivered at BBU mode (lm)	1260lm for EM suffix, 1050lm for E2 suffix - for 90 minutes, when fully charged			
CRI	≥80			
Color Temperature (K)	3500K, 4000K, 5000K			
Calculated L70 Lumen Maintenance	≥100,000 Hrs			
Dimming Technology	0-10V			
Dimming Range	0-100% (Dim to OFF Voltage: 0.3V ± 0.2V)			
Input Voltage	120-277V, 50/60 Hz			
Power Factor	≥ 0.87			
Housing	Sheet Metal			
Diffuser	PMMA lens			
Surge Protection	2.5KV			
Operating Temperature	-4°F to 122°F (-20°C to 50°C), except BBU models. BBU models: 32°F to 122°F (0°C to 50°C)			
Humidity	10% to 80% RH non-condensing			
Certification	FCC, cULus Classified			
Qualifications	DLC Standard			
Material Usage	RoHS Compliant; No Mercury			
Environment	Damp Location			
Warranty	10 years. Check maxlite.com/warranties for details			

* Fixtures are set to lowest wattage and 4000K as default factory setting

TRK Troffer Retrofit Kit Control Ready Series *Wattage and Color Select*

Dimensions



SIZE	L (INCH)	W (INCH)	H (INCH)
1x4	47.8 inches	11.9 inches	3.1
2x2	23.7 inches	23.7 inches	
2x4	47.8 inches	23.7 inches	

