


PROJECT NAME: \_\_\_\_\_  
 NOTES: \_\_\_\_\_

CAT. #: \_\_\_\_\_  
 FIXTURE SCHEDULE: \_\_\_\_\_

# ArcMax Troffer Value Series Wattage and Color Select



### Product Description:

Maxlite's new Value series Troffer fixture delivers an incredible performance at an affordable price as a LED Lay-in troffer replacement for fluorescent troffers in new or remodel construction. These DLC premium listed fixtures come with 3 Wattage and 3 CCTs that are field selectable providing the maximum flexibility for distributors and contractors. With a high reflectance finish and frosted lens providing a low glare distribution, this product is ideal for office, education, health care, hospitality and retail interiors.

### Features:

- Comes as a 2 pack with easy to install driver boxes
- One piece Hydroformed Sheet metal, smooth white finish
- Field Wattage selectable
- Field CCT selectable (3500K, 4000K & 5000K)
- 120-277V, 0-10V dimming
- DLC Premium listed
- Available in 2'x2' and 2'x4' sizes only
- ETL listed for damp location
- Polypropylene (PP) Frosted smooth diffuser

### Ordering Structure

FAMILY	SIZE	DIMMING	WATTAGE SELECTABLE <sup>1</sup>	COLOR TEMPERATURE <sup>1</sup>	OPTIONS <sup>2,3</sup>	PACKAGING
TV= Troffer Value Series	22= 2'x2'	D= 0-10V Dimming	21W= 21W, 25W, 30W	CS= Color Selectable (3500K, 4000K, 5000K)	[BLANK]= None EM= Emergency Battery Back Up	[BLANK]= None /2PK= 2 pack
	24= 2'x4'		36W= 36W, 40W, 45W			

<sup>1</sup> Default setting for WCS models is set to lowest wattage and 4000K.  
<sup>2</sup> Battery back up models are available only in Single Pack configuration.  
<sup>3</sup> Check the Specification Table for lumen output for EM suffix.








### Stocked Items

ORDER CODE	MODEL NUMBER	DLC PRODUCT ID#	DLC CLASSIFICATION	DLC CATEGORY
111015	TV22D21WCS2P	S-6W3LDQ	2x2 Luminaires for Ambient Lighting of Interior Commercial Spaces	Premium
111017	TV22D21WCSEM	S-6W3LDQ	2x2 Luminaires for Ambient Lighting of Interior Commercial Spaces	Premium
111016	TV24D36WCS2P	S-LHYCRF	2x4 Luminaires for Ambient Lighting of Interior Commercial Spaces	Premium
		S-B94NR9	Low-Bay Luminaires for Commercial and Industrial Buildings	Premium
111018	TV24D36WCSEM	S-LHYCRF	2x4 Luminaires for Ambient Lighting of Interior Commercial Spaces	Premium
		S-B94NR9	Low-Bay Luminaires for Commercial and Industrial Buildings	Premium



# ArcMax Troffer Value Series Wattage and Color Select

## Accessories (SOLD SEPARATELY)

ORDER CODE	MODEL NUMBER	DESCRIPTION	IMAGE
104819	ML22G4FK	2X2' ARCMAX FLANGE KIT	
104820	ML24G4FK	2X4' ARCMAX FLANGE KIT	
104816	MLG4CHK	GEN 4 CABLE HANGING KIT FOR 2X2' ARCMAX (40" LENGTH)	
104848	ML24G4CHK	GEN 4 CABLE HANGING KIT FOR 2X4' ARCMAX - 6 CABLES (40" LENGTH)	
110787	MLVTP22SMK*	ARCMAX 2X2 TROFFER SURFACE MOUNT KIT	
110788	MLVTP24SMK*	ARCMAX 2X4 TROFFER SURFACE MOUNT KIT	
108566	EBUUP17015N200B*	EMERGENCY INVERTER, 15W, 120-347 VAC, CEC COMPLIANT, FIELD INSTALLABLE, 0-50C AMBIENT. LUMENS DELIVERED AT FIELD INSTALL BBU MODE (LM): 2000 LM - FOR 90 MINUTES, WHEN FULLY CHARGED	
111289	EBU-RTST-E15*	Ribbon Flat Test Switch for Emergency Inverter, 15W - EBUUP17015N200B	

\* MLVTPxxxSMK is NOT compatible with factory installed EM models and field installable EM models

\*\* For Field Install BBU option, purchase BBU model# EBUUP17015N200B and EBU-RTST-E15. The BBU is installed directly to the existing screw holes on the housing. Lumens Delivered at field install BBU mode (lm): 2000 lm - for 90 minutes, when fully charged

## Specifications

Size	TV22D21WCS2P			TV24D36WCS2P		
	2x2'			2x4'		
Nominal Wattage (W)*	21W	25W	30W	36W	40W	45W
Lumens Delivered (lm)*	2625	3125	3750	4500	5000	5625
Nominal Efficacy (lm/W)	125			125		
Lumens delivered at BBU mode (lm**)	1000lm with EM suffix - for 90 minutes, when fully charged					
Color Temperature (K)*	3500K, 4000K, 5000K					
CRI	80					
Calculated L70 Lumen Maintenance	50,000 Hrs					
Dimming Technology	0-10V					
Dimming Range	10-100% - Dim to OFF					
Input Voltage	120-277V AC					
Power Factor	> 0.90					
Housing	Steel Sheet					
Diffuser	Polypropylene Lens					
Operating Temperature	-13°F to 113°F (-25°C to 45°C), except BBU models. BBU models: 32°F to 113°F (0°C to 45°C)					
Humidity	20% to 85% RH non-condensing					
Certification	ETLus listed, FCC, RoHS Complaint					
Qualifications	DLC Premium					
Material Usage	RoHS Compliant; No Mercury					
Environment	Suitable for damp locations					
Warranty	5 Years. Check <a href="http://maxlite.com/warranties">maxlite.com/warranties</a> for details.					

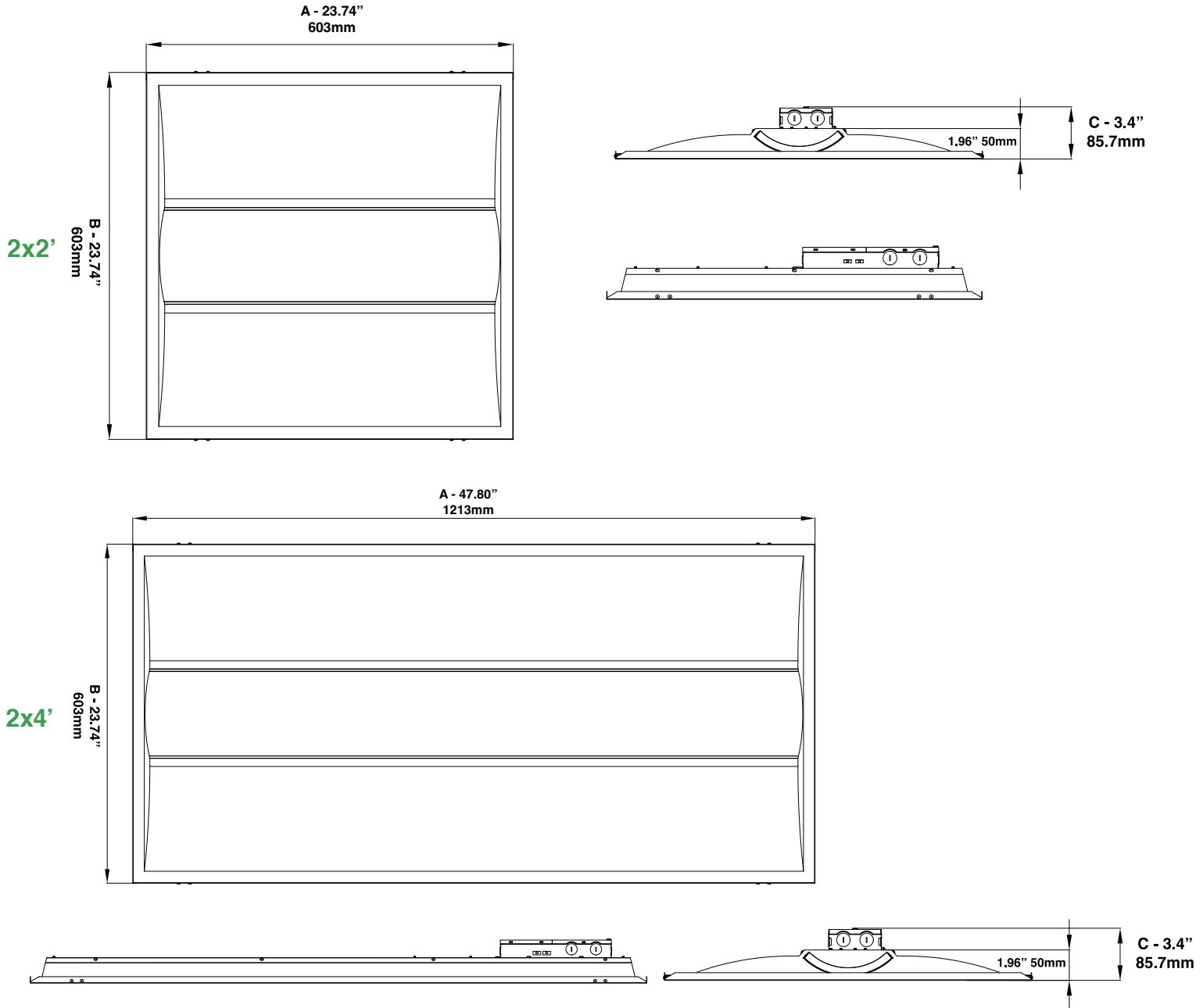
\* Default setting for WCS models is set to lowest wattage and 4000K | \*\* Lumens delivered at BBU mode varies based on wattage and CCT setting

Phone: 1-800-555-5629	Fax: 973-244-7333	Web: <a href="http://www.maxlite.com">www.maxlite.com</a>	E-mail: <a href="mailto:info@maxlite.com">info@maxlite.com</a>	PLM# 792	Rev: 06/30/2025
-----------------------	-------------------	---	--	----------	-----------------

# ArcMax Troffer Value Series Wattage and Color Select

## Product Dimensions

PRODUCT	A (L)	B (W)	C (H)
TV22D21WCS2P	23.7inch	23.7inch	3.4 inch
TV24D36WCS2P	47.8 inch	23.7 inch	3.4 inch



## FCC Statement

This device complies with part 15 of the FCC Rules, Operation is subject to the following two conditions: (1) This device may not cause harmful interference, and (2) this device must accept any interference received, including interference that may cause undesired operation.