



IESNA LM79-2008 TEST REPORT

TÜV SÜD America, Inc.

Photometric Testing and Evaluation in Accordance with LM79-2008

Report Prepared for:

David Delgado
Manager Applications and Certification

MaxLite
1148 North Ocean Circle
Anaheim, CA 92806
United States

Telephone: (714) 678-5030

Model Tested:	ELLF1804M50
Model Description:	LED HIGH OUTPUT FLOOD
Manufacturer:	MaxLite
Technical Report Number:	72121499-03-LM79
Report Issue Date:	November 4, 2016
Total Number of Pages:	8 (including this page)

Report Prepared by:

Pete Faria

TÜV SÜD Project Handler

Report Reviewed by:

Bryan Cubitt

TÜV SÜD Operations Manager



November 4, 2016

Summary of Key Test Results

Model# **ELLF1804M50**
Manufacturer **MaxLite**
TÜV Sample# **2499-3**
Date of Test **November 3, 2016**

Notes:

Tested in intended orientation
(Aperture Down)
Driver Model#
Fine Technix PSU185H-4836W



Parameter	Measured Result
Luminous Flux (Lumens)	19,650
Input Power (Watts)	175.41
Efficacy (Lumens/Watt)	112.02
Color Temperature (CCT K)	5435
Color Rendering Index (CRI)	77.4
Beam Angle	57.2° (V) / 56.7° (H)
Stabilization Time (Min)	75

The above results are recorded / derived from measurements in accordance with LM79-08



IESNA LM79-2008 TEST REPORT

Report# 72121499-03-LM79

November 4, 2016

TABLE OF CONTENTS

<u>Test Results:</u>	<u>4</u>
<u>Spectral Flux and Chromaticity Diagram:</u>	<u>5</u>
<u>Zonal Lumen Summary:</u>	<u>5</u>
<u>Illuminance Plots:</u>	<u>6</u>
<u>Candela Plots:</u>	<u>6</u>
<u>Photometric Testing Information:</u>	<u>7</u>
<u>Equipment List:</u>	<u>8</u>





TEST REPORT

November 4, 2016

Test Results-

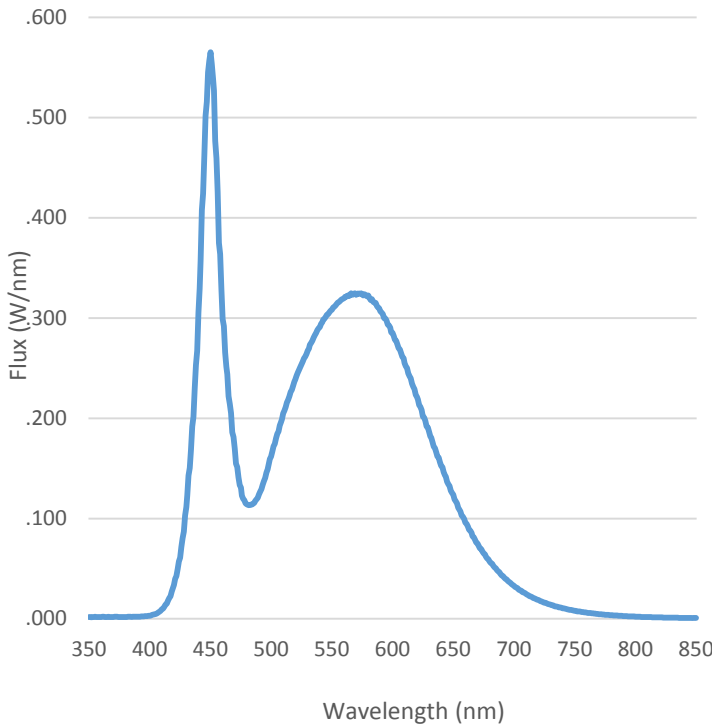
The following results were obtained after stabilization of the sample in accordance with the requirements set forth in section 5.0 of IES LM79-2008. Stability is achieved when the variation of 3 readings of light output and electrical power over a period of 30 minutes, taken 15 minutes apart, is less than 0.5%.

Photometric Results (120V Only)	ELLF1804M50	
	Integrating Sphere	
Total Luminous Flux (Lumens)	19,650	
Luminous Efficacy (Lumens/Watt)	112.02	
Correlated Color Temperature (CCT K)	5435	
Color Rendering Index (CRI-Ra)	77.4	
R9 Value	-12.7	
Total Radiant Flux (Watts)	61.1	
Chromaticity (Chroma x / Chroma y)	0.3339	0.3440
Chromaticity (Chroma u / Chroma v)	0.2067	0.3195
Chromaticity (Chroma u' / Chroma v')	0.2067	0.4792
Duv Value	0.00088	

Electrical Results	ELLF1804M50	
	Integrating Sphere (347V / 480V)	
Input Power (Watts)	175.41	174.97
Input Voltage (Volts AC)	347.13	480.06
Input Current (Amps)	0.517	0.395
Power Factor	0.977	0.922
A-THD% (Current %)	4.12	6.90
Input Frequency (Hz)	60.0	60.0

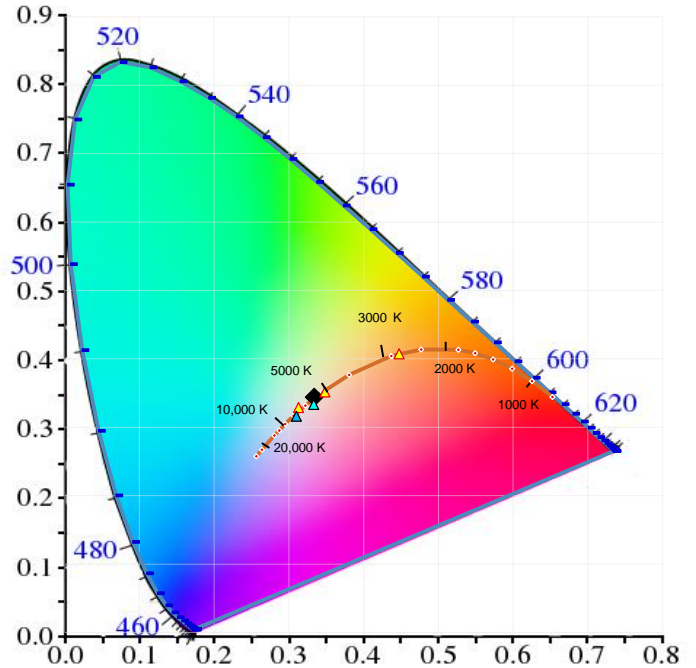
Additional Parameters	ELLF1804M50	
	Integrating Sphere	Goniophotometer
Stabilization Time (Light and Power)	75 Minutes	75 minutes
Test Geometry Configuration	4π	Type C
Spectroradiometer	Labsphere CDS1100	Gigahertz Optik P9801
Ambient Temperature	24.4 °C	24.2 deg C

Spectral Flux and Chromaticity Diagram



Spectral response of the Radiant Flux
(350nm to 850nm)

λ (Peak): 449.8 nm λ (Dom): 554.4 nm



Chromaticity Diagram, CIE 1931, 2 Degree

Tristimulus Values: x/y = 0.3339 / 0.3440

The locations on the diagram of the tristimulus coordinates are indicated by the black diamond.

Zonal Lumen Summary

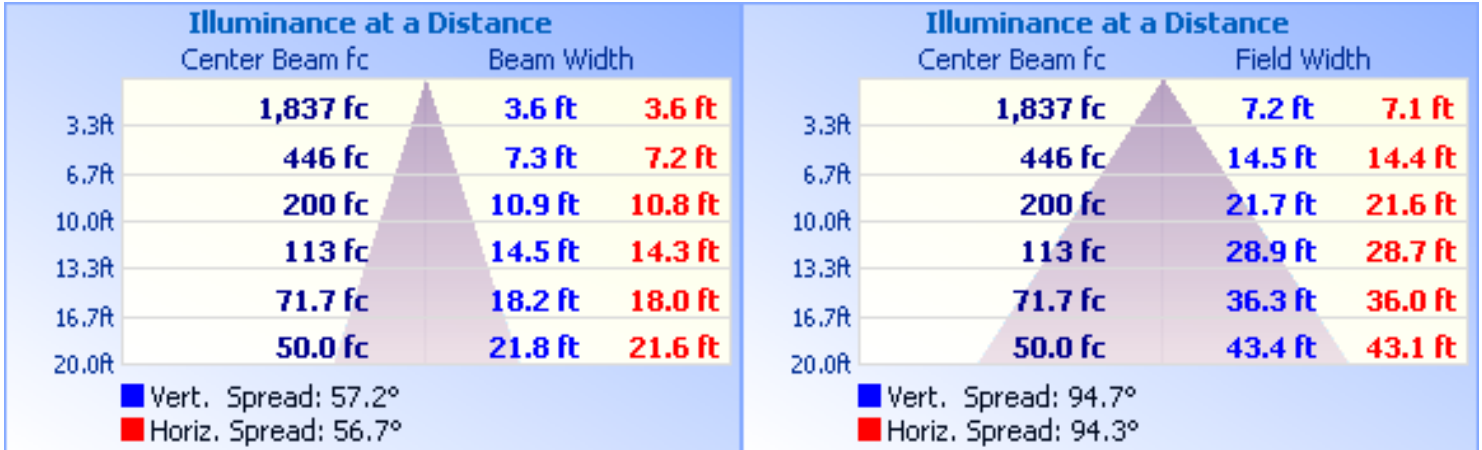
Zone	Lumens	% Lamp \ Luminaire
0-60	19,510.2	99.5%
60-90	104.9	0.5%
0-90	19,615.1	100.0%
90-180	0.0	0.0
0-180	19,615.1	100.0%

TEST REPORT

November 4, 2016

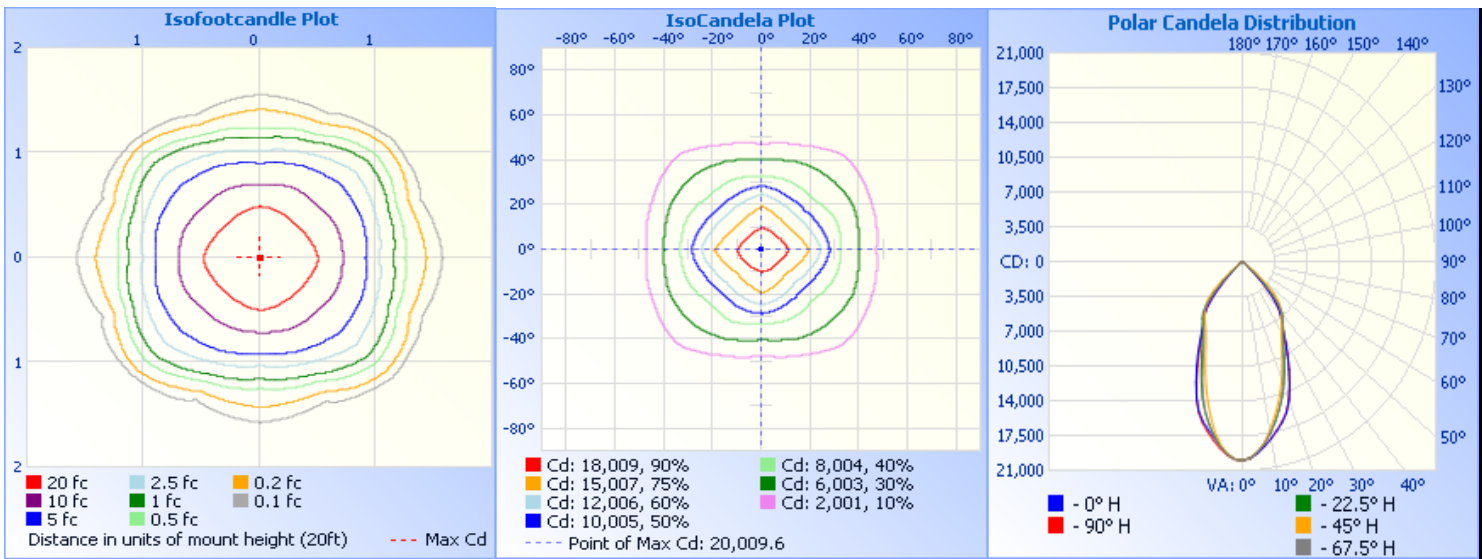
Test Results - Illuminance Plots

The following images depict the illuminance characteristics of the luminaire:



Test Results - Candela Plots

The following images depict the luminous intensity distribution characteristics of the luminaire:



ISOfootcandle Plot

ISO Candela Plot

Polar Candela

Maximum Candela = 20,009.6 at Horizontal: 0.0°, Vertical: 0.0°



TEST REPORT

November 4, 2016

TUV SUD Photometric Testing Information

Testing is performed in accordance with the procedures outlined in IESNA LM79-2008. The sample is evaluated for photometric and electrical characteristics using an integrating sphere and a goniophotometer, located in an accredited, temperature and humidity-controlled, draft free photometric laboratory.

Sphere Geometry

The integrating spheres used for measurement utilize a "4π geometry" configuration in accordance with section 9 of IES LM-79-2008 and is applicable for all types of SSL products (directional and non-directional light projections). The spectroradiometer is an array-type detector manufactured and calibrated by Labsphere (Model# CDS1100).

Self-Absorption Correction

The integrating sphere uses self-absorption correction to eliminate errors due to mismatches between the standard reference lamp and the test samples being measured. This auxiliary correction lamp is a halogen type lamp powered by a calibrated Lamp Power Supply manufactured and calibrated by Labsphere (model LPS150). Ambient temperature is measured using a thermocouple located inside the integrating sphere at the same height as the sample under test (UUT) and not more than 1 meter in horizontal distance away from the sample (section 2.2 of LM79-2008). The thermocouple is located behind a baffle in order to eliminate any direct optical radiation from the sample under test.

Sample Stabilization

The sample (UUT) is placed inside the integrating sphere and powered by a regulated and conditioned alternating or direct current supply. The stabilization times shown on the results pages of this report denote the time of the 3rd measurement (of the 3 consecutive readings) since this is the minimum time that the sample is assumed to have taken to reach stabilization in accordance with section 5.0 of LM79-2008.

Sphere Calibration

The integrating sphere is calibrated using a quartzline halogen lamp with the following specifications:

- Manufacturer: EYE Lighting International
- Model # J94/JD28V75W
- Voltage = 28 Volts DC
- Wattage = 75 Watts
- Calibration Current = 2.679 Amperes
- Luminous Flux = 1685 Lumens
- Calibration Date = 2/17/2011 Labsphere - NIST traceable

Continued.....





TEST REPORT

November 4, 2016

TUV SUD Photometric Testing Information (continued)

Goniophotometer

The Goniophotometer is a Mirror based Type C optical measurement system in accordance with section 9.3.1 of IESNA LM79-2008.

Goniophotometer Calibration

The Goniophotometer is calibrated using a frosted tungsten filament FDS/DZE lamp with the following specifications:

- Manufacturer: General Electric
Part Number: CSB-110
Lamp Number: 112-A
Voltage = 16.52 Volts DC
Wattage = 150 Watts
Calibration Current = 4.816 Amperes
Luminous Intensity = 151.5 Candelas
Calibration Date = 2/13/2011 (NIST Traceable)

TUV SUD Test Equipment List:

Table with 4 columns: Description, Manufacturer / Model#, TUV SUD Ref#, Calibration Due Date. It lists equipment for the TUV SUD Sphere System, TUV SUD Mirror Goniophotometer System, and TUV SUD ISTMT Testing.

This technical report may only be quoted in full. Any use for advertising purposes must be granted in writing. This report is the result of a single examination of the object in question and is not generally applicable evaluation of the quality of other products in regular production. This report must not be used by the client to claim product certification, approval, or endorsement by A2LA, NIST, or any agency of the Federal Government

