

**LED T5 - LINEAR REPLACEMENT TUBE**  
**BYPASS COATED GLASS SERIES**  
**UL TYPE-B**



Intertek



**FEATURES:**

- Wattage:  
-12W 2FT, 1,400-1,500 lumens, replaces 2FT 24W T5HO  
-16W 3FT, 1,800-1,900 lumens, replaces 3FT 39W T5HO  
-25W 4FT, 3,200-3,400 lumens, replaces 4FT 54W T5HO
- -13W 4FT, 1,600-1,700 lumens, replaces 4FT 28W T5HE
- Input Voltage: 120-277V
- Beam Angle: 240°
- Color Rendering Index (CRI): ≥80
- THD: <20%
- Power Factor: ≥0.90
- Suitable for use in dry and damp locations
- Suitable for totally enclosed recessed fixture
- All glass construction with PET coating
- PET film is 0.1mm thick
- Mercury, UV and IR free
- 5 year standard warranty
- Rated Lifetime @ L70: 50,000 Hours
- No DLC category for 2FT & 3FT T5 HE & HO tubes

**WARRANTY:**

5-year standard warranty  
(further details available at [www.maxlite.com/warranties](http://www.maxlite.com/warranties))  
Product may be eligible for a warranty extension to 10 years, for an additional fee. Contact MaxLite for details.

**PRODUCT DESCRIPTION:**

MaxLite LED T5 Linear Replacement lamps are the ideal energy saving choices when upgrading traditional linear T5 fluorescent lamps in fixtures containing standard G5 (mini bi-pin) sockets. The LED T5 lamps are designed to provide appropriate light levels while utilizing a dedicated internal driver and require non-shunted G5 mini bi-pin lamp holders. Tested to NSF Standards, these lamps carry the **ETL Sanitation Mark** and are suitable for use in an environment where food intended for human consumption is produced.

MODEL SELECTION (Full list of order codes on pg. 2)		Typical order example: L12T5SE240-CG		
<b>L12</b>	<b>T5</b>	<b>SE</b>	<b>2</b>	
<b>FAMILY</b>	<b>LAMP TYPE</b>	<b>OPERATION</b>	<b>LENGTH</b>	<b>CCT</b>
<b>L12=</b> 12W, LED Linear	<b>T5=</b> T5 tube	<b>SE=</b> Single-Ended Power	<b>2=</b> 2FT	<b>35-CG=</b> 3500K, Coated Glass <b>40-CG=</b> 4000K, Coated Glass <b>50-CG=</b> 5000K, Coated Glass
<b>L16</b>	<b>T5</b>	<b>SE</b>	<b>3</b>	
<b>FAMILY</b>	<b>LAMP TYPE</b>	<b>OPERATION</b>	<b>LENGTH</b>	<b>CCT</b>
<b>L16=</b> 16W, LED Linear	<b>T5=</b> T5 tube	<b>SE=</b> Single-Ended Power	<b>3=</b> 3FT	<b>35-CG=</b> 3500K, Coated Glass <b>40-CG=</b> 4000K, Coated Glass <b>50-CG=</b> 5000K, Coated Glass
	<b>T5</b>	<b>SE</b>	<b>4</b>	
<b>FAMILY</b>	<b>LAMP TYPE</b>	<b>OPERATION</b>	<b>LENGTH</b>	<b>CCT</b>
<b>L13=</b> 13W, LED Linear <b>L25=</b> 25W, LED Linear	<b>T5=</b> T5 tube	<b>SE=</b> Single-Ended Power	<b>4=</b> 4FT	<b>35-CG=</b> 3500K, Coated Glass <b>40-CG=</b> 4000K, Coated Glass <b>50-CG=</b> 5000K, Coated Glass

**NOTES:**

1. This device is not intended for use with emergency exits or for emergency lighting
2. Do not use with dimmers

Specifications are subject to change without notice.

### SPECIFICATIONS:




		L12T5SE2xx-CG	L16T5SE3xx-CG	L25T5SE4xx-CG	L13T5SE4xx-CG
ITEM	SPECIFICATION	2FT HO- DETAILS	3FT HO- DETAILS	4FT HO- DETAILS	4FT HE- DETAILS
GENERAL PERFORMANCE	Bare Lamp Wattage	12W	16W	25W	13W
	Lumens Delivered	1,400-1,500	1,800-1,900	3,200-3,400	1,600-1,700
	CRI	≥80			
	Beam Angle	240°			
	Color Temperature (CCT)	3500K, 4000K, 5000K			
	Lumen Maintenance (L70)	50,000 hours			
ELECTRICAL	Power Factor	≥ 0.90			
	Input Voltage	120-277V			
PHYSICAL	Operating Temperature	-4°F to 113°F			
	Dimensions	MOL: 22.20" x Width: 0.80"		MOL: 45.80" x Width: 0.80"	
CERTIFICATION	Qualification	cULus classified, ETL Sanitation Listed		cULus classified, ETL Sanitation Listed	
	Material Usage	RoHS compliant, no mercury			
	Environment	Dry, Damp, ETL Sanitation Listed			
	Warranty	5 year standard warranty			
QUALIFICATION	DesignLight Consortium	N/A		DLC Standard	

### ORDERING:

ORDER CODE	MODEL	WATTAGE	LUMENS	EFFICACY (lm/W)	CRI	CCT	BASE
<b>2FT T5 - HO</b>							
1409907	L12T5SE235-CG	12	1,400	116	83	3500K	G5
1409908	L12T5SE240-CG		1,450	120		4000K	
1409909	L12T5SE250-CG		1,500	125		5000K	
<b>3FT T5 - HO</b>							
1409910	L16T5SE335-CG	16	1,600	112	83	3500K	G5
1409911	L16T5SE340-CG		1,650	115		4000K	
1409912	L16T5SE350-CG		1,900	118		5000K	
<b>4FT T5 - HO</b>							
1409601	L25T5SE435-CG	25	3,200	128	83	3500K	G5
1409602	L25T5SE440-CG		3,300	132		4000K	
1409603	L25T5SE450-CG		3,400	136		5000K	
<b>4FT T5 - HE</b>							
1409889	L13T5SE435-CG	13	1,600	123	83	3500K	G5
1409890	L13T5SE440-CG		1,650	127		4000K	
1409891	L13T5SE450-CG		1,700	131		5000K	

Specifications are subject to change without notice.

**LED T5 - LINEAR REPLACEMENT TUBE**  
BYPASS COATED GLASS SERIES  
UL TYPE-B

ACCESSORIES			
ORDER CODE	MODEL NUMBER	DESCRIPTION	ACCESSORIES IMAGE
14098784	G5KIT1	1-LAMP WIRING HARNESS FOR LED T5 - BYPASS UL TYPE-B	
14098785	G5KIT2	2-LAMP WIRING HARNESS FOR LED T5 - BYPASS UL TYPE-B	
14098786	G5KIT4	4-LAMP WIRING HARNESS FOR LED T5 - BYPASS UL TYPE-B	
14098787	G5KIT6	6-LAMP WIRING HARNESS FOR LED T5 - BYPASS UL TYPE-B	