



LM-79-08 Test Report

for

Maxlite Inc.

12 York Ave West Caldwell NJ 07006

LED Flush Mount

Model: ML2LA17MALBNI827

Laboratory: Leading Testing Laboratories

NVLAP CODE: 200960-0

No.1805, DongLiu road, BinJiang District, Hangzhou, China

Tel: +86-571-56680806

www.ledtestlab.com

Report No.: HZ15040022g

The laboratory that conducted the testing detailed in this report has been accredited for SSL by NVLAP.

Review by:

Engineer: April Zou
May 18, 2015

Approved by:



Manager: Jim Zhang
May 18, 2015

Note: This report does not imply product certification, approval, or endorsement by NVLAP, NIST, or any agency of the Federal Government

Test Summary

Sample Tested: ML2LA17MALBNI827

Luminous Efficacy (Lumens /Watt)	Total Luminous Flux (Lumens)	Power (Watts)	Power Factor
65.8	1124.0	17.07	0.9868
CCT (K)	CRI	Stabilization Time (Light & Power)	
2721	81.3	65	

Table 1: Executive Data Summary

Note: The above results are recorded/ derived from measurements made using an Integrating Sphere.

Test specifications:

Date of Receipt	: Apr. 27, 2015
Date of Test	: May 11, 2015
Test item	: Total Luminous Flux, Luminous Efficacy, Correlated Color Temperature, Color Rendering Index, Chromaticity Coordinate, Electrical parameters
Reference Standard	: IESNA LM-79-2008 Approved Method for the Electrical and Photometric Measurements of Solid-State Lighting Products

TABLE OF CONTENT

LM-79-08 Test Report.....	1
Test Summary.....	1
Sample Photo.....	4
TEST RESULTS	5
Spectral Power Distribution - Sphere Spectroradiometer Method	6
Chromaticity Diagram - Sphere Spectroradiometer Method.....	7
Nominal CCT Quadrangles – Sphere Spectroradiometer Method	8
EQUIPMENT LIST	9
TEST METHODS	9
Seasoning of SSL Product.....	9
Sphere-Spectroradiometer Method- Photometric and Electrical Measurements.....	9

Sample Photo



Sample view

Equipment Under Test (EUT)

Name	: LED Flush Mount
Model	: ML2LA17MALBNI827
Electrical Ratings	: 120Vac, 50/60Hz, 17W
Product Description	: 2700K, Dimmable, CRI80, Frosted Glass Cover Model of LED light source: Luxeon 3030 2D Manufacturer of light source: Philips Quantity LED light source: 23PCS
Manufacturer	: Maxlite Inc.
Address	: 12 York Ave West Caldwell NJ07006

TEST RESULTS

Test ambient temperature was 24.8°C.

Test orientation was Light down. Test was conducted without a dimmer in the circuit.

The stabilization time of the sample was 65 minutes, and the total operating time including stabilization was 70 minutes.

Parameter	Result
Test Voltage (V)	120.0
Voltage frequency (Hz)	60
Test Current (A)	0.144
Power Factor	0.9868
Test Power (W)	17.07
THD A%	16.06
Luminous Efficacy (lm/W)	65.8
Total Luminous Flux (lm)	1124.0
Color Rendering Index (CRI)	81.3
R9	11.0
Correlated Color Temperature (CCT)(K)	2721
Chromaticity Chroma x	0.4598
Chromaticity Chroma y	0.4134
Chromaticity Chroma u	0.2612
Chromaticity Chroma v	0.3523
Duv	0.0008
Chromaticity Chroma u'	0.2612
Chromaticity Chroma v'	0.5284

Special Color Rendering Indices	
R1	78.8
R2	88.6
R3	96.9
R4	78.7
R5	78.3
R6	85.3
R7	83.9
R8	59.9
R9	11
R10	74.1
R11	76.3
R12	69.4
R13	80.6
R14	98.2

Table 2: Test data per Sphere-Spectroradiometer Method

Note: According to CIE 1976 (u',v') diagram, $u' = u = 4x/(-2x+12y+3)$, $v' = 3v/2 = 9y/(-2x+12y+3)$.

Spectral Power Distribution - Sphere Spectroradiometer Method

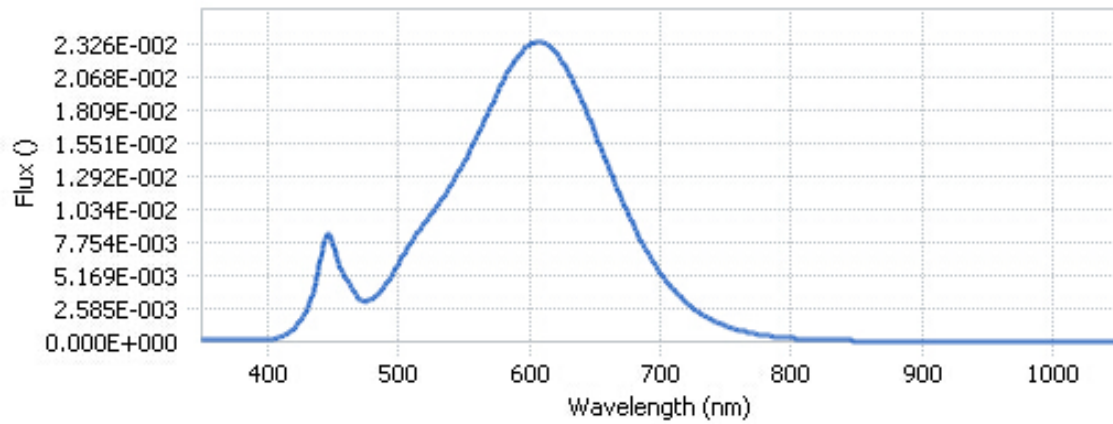
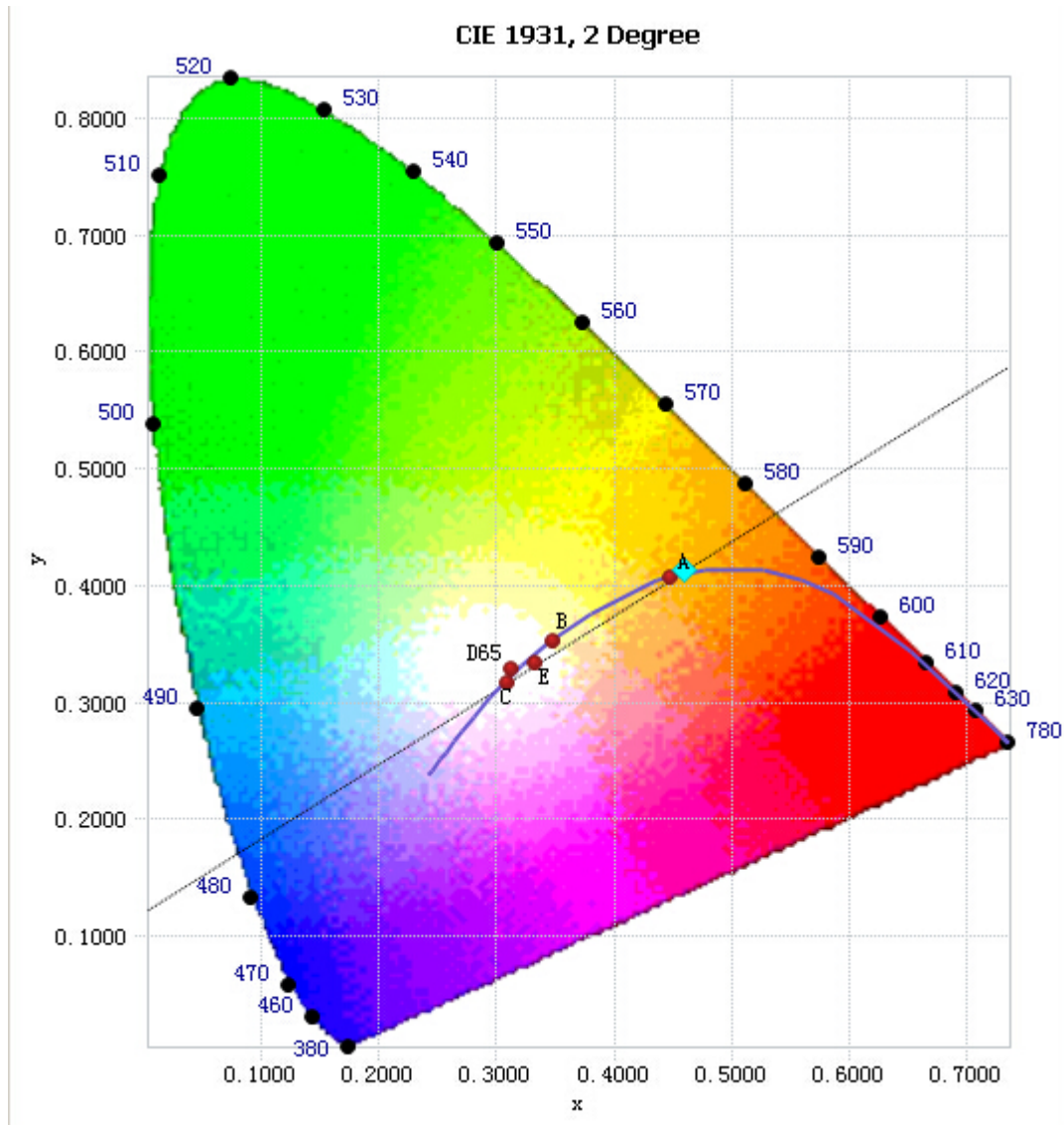


Chart 1: Spectral Power Distribution

Spectral Distribution over Visible Wavelength							
WL(nm)	Radiant(Watts)	WL(nm)	Radiant(Watts)	WL(nm)	Radiant(Watts)	WL(nm)	Radiant(Watts)
380	1.05E-04	485	3.73E-03	590	2.21E-02	695	6.15E-03
385	1.13E-04	490	4.40E-03	595	2.27E-02	700	5.38E-03
390	1.15E-04	495	5.21E-03	600	2.32E-02	705	4.69E-03
395	1.28E-04	500	6.09E-03	605	2.34E-02	710	4.06E-03
400	1.56E-04	505	6.96E-03	610	2.35E-02	715	3.52E-03
405	2.23E-04	510	7.79E-03	615	2.32E-02	720	3.04E-03
410	3.53E-04	515	8.57E-03	620	2.26E-02	725	2.62E-03
415	5.98E-04	520	9.29E-03	625	2.19E-02	730	2.26E-03
420	1.01E-03	525	9.96E-03	630	2.11E-02	735	1.94E-03
425	1.64E-03	530	1.06E-02	635	2.00E-02	740	1.67E-03
430	2.49E-03	535	1.14E-02	640	1.89E-02	745	1.43E-03
435	3.85E-03	540	1.22E-02	645	1.76E-02	750	1.22E-03
440	6.06E-03	545	1.31E-02	650	1.64E-02	755	1.05E-03
445	8.17E-03	550	1.40E-02	655	1.51E-02	760	8.96E-04
450	7.67E-03	555	1.50E-02	660	1.38E-02	765	7.70E-04
455	5.95E-03	560	1.60E-02	665	1.25E-02	770	6.62E-04
460	4.90E-03	565	1.71E-02	670	1.13E-02	775	5.71E-04
465	4.09E-03	570	1.83E-02	675	1.01E-02	780	4.86E-04
470	3.34E-03	575	1.93E-02	680	9.00E-03		
475	3.14E-03	580	2.03E-02	685	7.95E-03		
480	3.31E-03	585	2.13E-02	690	7.02E-03		

Table 3: Spectral Power Distribution Numerical Data per Sphere - Spectroradiometer Method

Chromaticity Diagram - Sphere Spectroradiometer Method



Tristimulus values(x, y) : (0.4598, 0.4134)

Chart 2: Chromaticity Diagram per Sphere - Spectroradiometer Method

Note: The location on the diagram of the tristimulus coordinates are indicated by the blue diamond.

Nominal CCT Quadrangles – Sphere Spectroradiometer Method

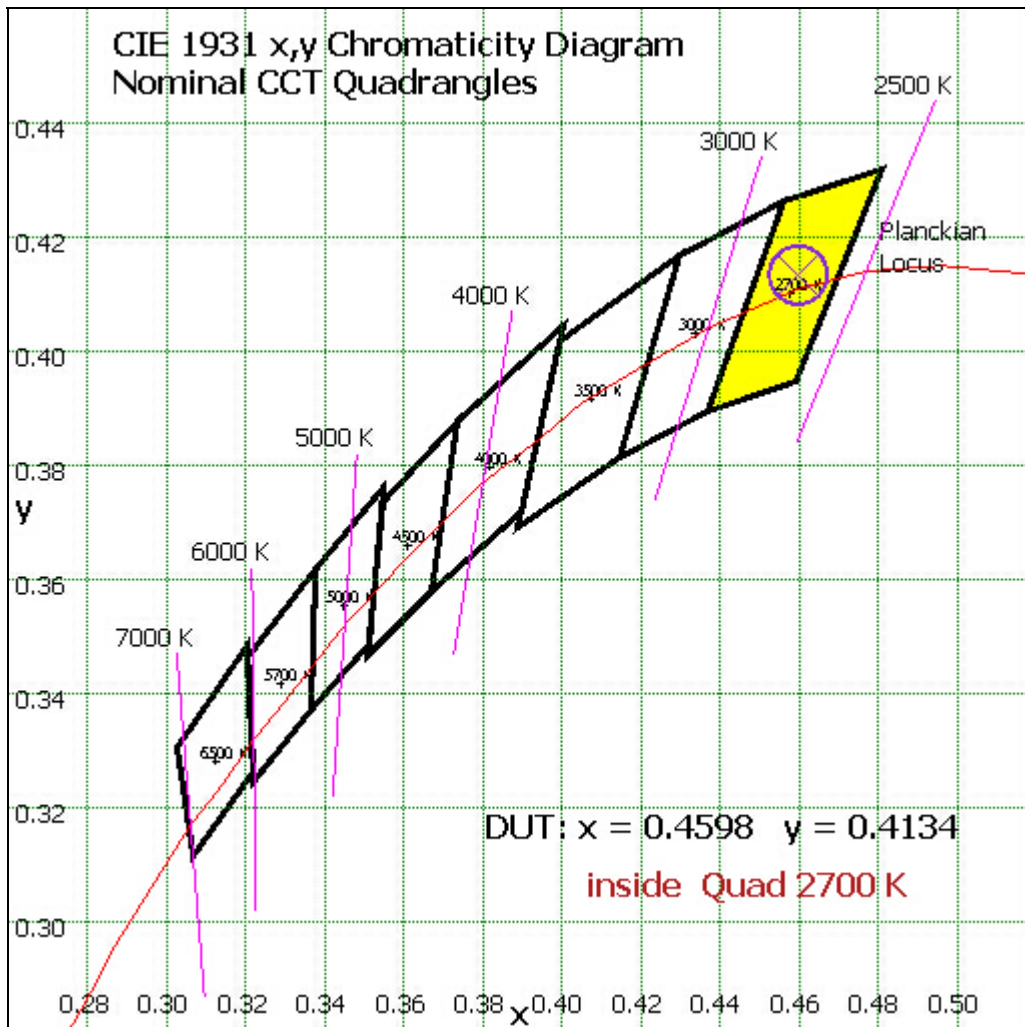


Chart 3: Plot of Lamp x/y coordinates on CIE 1931 Chromaticity Diagram

EQUIPMENT LIST

Test Equipment	Model	Equipment No.	Calibration Date	Calibration Due date
Integrate Sphere system	2M	HZTE015-01	Sep. 18, 2014	Sep. 17, 2015
Digital Power Meter	WT210	HZTE008-01	Sep. 18, 2014	Sep. 17, 2015
AC Power Supply	PCR 500L	HZTE001-07	Sep. 18, 2014	Sep. 17, 2015
DC Power Supply	6154	HZTE004-04	Sep. 18, 2014	Sep. 17, 2015
Temperature and humidity recorder	JR900	HZTE018-01	Sep. 18, 2014	Sep. 17, 2015
Standard source	SCL-1400	HZTE012-02	Sep. 18, 2014	Sep. 17, 2015

Table 4: Test Equipment List

TEST METHODS

Seasoning of SSL Product

For the purpose of rating new SSL products, SSL products shall be tested with no seasoning. Therefore, no seasoning was performed.

Sphere-Spectroradiometer Method- Photometric and Electrical Measurements

A Labsphere Model CDS 2100 Spectroradiometer and Two Meter Sphere was used to measure correlated color temperature, chromaticity coordinates, and the color rendering index for each SSL unit. The coating reflectance of each sphere is 98%. The measure geometry is 4π . Self-absorption correction is conducted in testing. Bandwidth of spectroradiometer is 350nm-1050nm.

Ambient temperature was measured at a position inside the sphere. Each SSL unit was operated on the client provided driver at the rated input voltage in its designated orientation.

The stabilization time typically ranges from 30 min (small integrated LED lamps) to 2 or more hours for large SSL luminaires). It can be judged that stability is reached when the variation (maximum – minimum) of at least 3 readings of the light output and electrical power over a period of 30 min, taken 15 minutes apart, is less than 0.5 %.

Electrical measurements including voltage, current, and power were measured using the Yokogawa Power Analyzer.

The standard reference of the integrated sphere system is halogen incandescent lamp, the intensity distribution type is omni-directional, and is traceable to the National Institute of Standards and Technology.

The uncertainty of integrating sphere system reported in this document is expanded uncertainty is 1.06% with a coverage factor $k=2$.

*** End of Report ***

This report is considered invalidated without the Special Seal for Inspection of the LTL. This report shall not be altered, increased or deleted. The results shown in this test report refer only to the sample(s) tested. Without written approval of LTL, this test report shall not be copied except in full and published as advertisement.