

STEEL POLES

SQUARE & ROUND STRAIGHT

PRODUCT DESCRIPTION:

Steel poles available for use with our full line of LED outdoor luminaires.



CONSTRUCTION:

- Powder coat finish
- Pole is shipped standard with pole cap (drill mount only), base cover, anchor bolts and template, hand hole cover, grounding provision/bolt and back bar.
- MaxLite drilled pattern(s) fits the QMP, MP-AR and the AR series and will be provided on 4 sides, with button plugs.
- Anchor bolt diameter, length, and psi will only withstand load limitations listed (in specifications table)-Contact MaxLite for custom poles order.
- Review installation instructions for mounting template details and detailed hardware list.



WARRANTY:

- 3-year standard warranty (further details available at www.maxlite.com/warranties)
- MaxLite is not responsible for the structural integrity of the system if anchor bolts are supplied by others.

MODEL SELECTION									
PL	-		-			-			
PRODUCT FAMILY	-	SHAFT SIZE	-	HEIGHT	TYPE	WALL THICKNESS	-	FINISH	MANUFACTURING LEAD TIME
PL= Poles	-	SQ4= 4" Square, Straight, Steel	-	15= 15ft 20= 20ft 25= 25ft	D= Drilled, AR series D2= Drilled, MP-AR / QMP Series DN= No drilling	07= 07 Gauge 11= 11 Gauge	-	B= Bronze L= Black W= White G= Silver/ Gray	Q1= Quick Ship, 2 weeks
	-	SQ5= 5" Square, Straight, Steel	-	25= 25ft 30= 30ft	T= Ø2.38" x 4.00" Tenon				[Blank]= Standard, 4 weeks
	-	RS3= 3" Round Straight, Steel	-	8= 8ft 10= 10ft 12= 12ft	T2= Ø2.88" x 4.00" Tenon				
	-	RS4= 4" Round Straight, Steel	-	15= 15ft 20= 20ft	T3= Ø3.00" x 5.00" Tenon				
	-	RS5= 5" Round Straight, Steel	-	25= 25ft 30= 30ft	T4= Ø4.00" x 6.00" Tenon				
		*Contact MaxLite for custom shaft sizes		*Contact MaxLite for custom lengths					*Contact MaxLite for different finishes

1. Order up to 19 poles to qualify for 2 weeks quick shipment. Orders of 20 and more poles will be standard 4 weeks manufacturing.
 2. For pre-shipped anchor bolts, please add catalog number PRESHIPANCHORBOLTQ to order. Kit includes qty 4 anchor bolts, template and installation hardware.

REPLACEMENT PARTS:

CATALOG PART NUMBER	DESCRIPTION	IMAGE
PL-SQ4BCQ	Base Cover 4" SQ, ABS Composite	
PL-SQ5BCQ	Base Cover 5" SQ, ABS Composite	
PL-SQ4TCQ	Pole Cap, 4" Square, Black	
PL-SQ5TCQ	Pole Cap, 5" Square, Black	
PL-RS3TC	Pole Cap, 3" Round, Black	
PL-RS4TC	Pole Cap, 4" Round, Black	
PL-RS5TC	Pole Cap, 5" Round, Black	
PL-SQ4TCQ	Hand Hole Cover Assembly, 3"X5"	
PL-SQ5TCQ	Anchor Bolts 3/4", Fully Galvanized, 11 Gauge, Set of 4	
PL-SQHHQ	Anchor Bolts 1", Partially Galvanized, 7 Gauge, Set of 4	

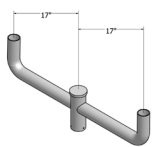
SPECIFICATIONS:

CATALOG NUMBER	MOUNTING HEIGHT (FT.)	SHAFT SIZE (IN.)	WALL THICKNESS	WEIGHT (LBS.)	BOLT CIRCLE	EFFECTIVE PROJECT AREA RATING W/1.3 GUST FACTOR (SQ. FT.)		
						90mph	100mph	120mph
SQUARE STRAIGHT STEEL								
PL-SQ4-15[Dx,Tx]11-xQ	15	4	11	126	8.00"-9.00"	12.3	9.8	7
PL-SQ4-20[Dx,Tx]11-xQ	20	4	11	156	8.00"-9.00"	7.3	5.9	4.2
PL-SQ4-25[Dx,Tx]11-xQ	25	4	11	191	8.00"-9.00"	3.3	2.6	1.8
PL-SQ5-25[Dx,Tx]11-xQ	25	5	11	225	10.50"-11.50"	6.9	5.6	4
PL-SQ5-30[Dx,Tx]11-xQ	30	5	11	263	10.50"-11.50"	3.4	2.7	1.9
PL-SQ5-30[Dx,Tx]07-xQ	30	5	7	422	10.50"-11.50"	8.6	6.9	4.9
ROUND STRAIGHT STEEL								
PL-RS3-08[Dx,Tx]11-x	8	3	11	45	8.00"-9.00"	8.4	6.2	3.7
PL-RS3-10[Dx,Tx]11-x	10	3	11	53	8.00"-9.00"	6.7	5	3
PL-RS3-12[Dx,Tx]11-x	12	3	11	61	8.00"-9.00"	5	3.9	2.1
PL-RS4-15[Dx,Tx]11-x	15	4	11	91	8.00"-9.00"	7.8	6.2	3.5
PL-RS4-20[Dx,Tx]11-x	20	4	11	123	8.00"-9.00"	4.1	3.1	1.7
PL-RS5-25[Dx,Tx]07-x	25	5	11	190	8.00"-9.00"	5	3.7	2
PL-RS5-30[Dx,Tx]11-x	30	5	11	228	8.00"-9.00"	2.8	2	4
PL-RS5-30[Dx,Tx]07-x	30	5	7	355	9.50"-10.50"	6.6	4.8	2.7

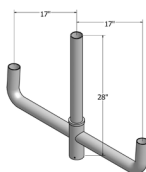
ACCESSORIES:

BULLHORN		SPOKE		DESCRIPTION
CATALOG NUMBER	EPA	CATALOG NUMBER	EPA	
PL-BB218-B	1	R4HT1S00BZ	0.31	Steel, 2 arms @ 180°, Dark Bronze
PL-BB318-B	2.2	R4HT218BZ	0.45	Steel, 3 arms @ 180°, Dark Bronze
		R4HT290BZ	0.36	Steel, 2 arms @ 90°, Dark Bronze
PL-BB318L-B	1.4			Steel, 3 arms with Long @ 180°, Dark Bronze
PL-BB312-B	1.3	R4HT312BZ	0.3	Steel, 3 arms @ 120°, Dark Bronze
		R4HT390BZ	0.45	Steel, 3 arms @ 90°, Dark Bronze
PL-BB490-B	1.6			Steel, 4 arms @ 120°, Dark Bronze
PL-BB418-B	2.4			Steel, 4 arms @ 180°, Dark Bronze

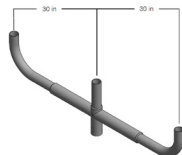
* Compatible with 2.375" wide x 4" tall Tenon Top poles



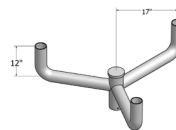
PL-BB218-B



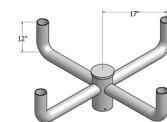
PL-BB318L-B



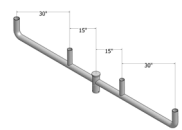
PL-BB318-B



PL-BB312-B



PL-BB490-B



PL-BB418-B



R4HT1S00BZ



R4HT218BZ



R4HT290BZ



R4HT312BZ



R4HT390BZ

Service & Handling

Poles

MaxLite® Poles - Service & Handling



Shipping and Handling:

Typically, poles will be delivered on a flatbed truck. Reconsignment of a shipment may result in additional charges that will be the responsibility of the customer.

- It is the contractor's responsibility to offload the poles, using a forklift or crane.
- Never lift a pole by inserting a fork through the end of the pole shaft.
- Unloading delays may result in additional charges to be billed to the customer.
- Hardware, unless pre-shipped, is typically sent with the poles, in a separate box.

Inspection:

- Upon delivery, it is imperative the pole wrapping is removed.
- The contractor must thoroughly inspect the poles and ensure all items were delivered without any damage during transit.
- Any shortages or damages must be noted on the delivery receipt / Bill of Lading so that it can be claimed and filed properly with the freight company.
- Be certain to open, inspect, and count all hardware.

Storage:

- Remove all blue wrap and cardboard.
- If possible, store poles inside, away from the elements.
- Poles must be kept off the ground and not submerged in snow or water.
- Separate layers of poles with padded dunnage (dry, untreated wood).
- Generally, it is best to alternate poles top to bottom and bottom to top.
- Make sure that the dunnage is directly in line to one another to apply equal pressure on the poles.

Non-Compliance:

- Wrapping left on the pole may result in damage to the appearance of the finish.
- Cardboard may allow water to be trapped and condensation to build — causing staining.
- Wet dunnage and dunnage with a chemical makeup may result in damage to the finish.
- Unequal dunnage distribution may result in bending and/or warping of the pole.

Field Drilling:

- All holes are drilled and mounting provisions are welded to the pole prior to the powder coat finish.
Drilling the pole in the field exposes the steel, can lead to rust, and is not covered under the warranty.