

## STEEL POLES ROUND STRAIGHT



Shown with a drilled top



Shown with Tenon Top



### PRODUCT DESCRIPTION:

Steel poles available for use with our full line of LED outdoor luminaires.

### CONSTRUCTION:

- Powder coat finish
- Pole is shipped standard with pole cap (drill mount only), base cover, anchor bolts and template, hand hole cover, grounding provision/bolt and back bar.
- MaxLite drilled pattern(s) fits the QMP, MP-SM and the AR series and will be provided on 4 sides, with button plugs.
- Anchor bolt diameter, length, and psi will only withstand load limitations listed (in specifications table) - Contact MaxLite for custom poles order.
- Review installation instructions for mounting template details and detailed hardware list.

### WARRANTY:

- 1-year standard warranty (further details available at [www.maxlite.com/warranties](http://www.maxlite.com/warranties))
- MaxLite is not responsible for the structural integrity of the system if anchor bolts are supplied by others.

MODEL SELECTION							
PRODUCT FAMILY	SHAFT SIZE	HEIGHT	PATTERN	WALL THICKNESS	FINISH		
PL= Poles	<b>RS3= 3" Round Straight, Steel</b>  <b>RS4= 4" Round Straight, Steel</b>  <b>RS5= 5" Round Straight, Steel</b>	<b>8= 8ft</b> <b>10= 10ft</b> <b>12= 12ft</b>  <b>15= 15ft</b> <b>20= 20ft</b> <b>25= 25ft</b> <b>30= 30ft</b>  <small>*Contact Maxlite for custom lengths</small>	<b>D1= Drilled, AR series</b>  <b>D2'= Drilled, MP-AR / QMP Series</b>  <b>DN'= No drilling</b>  <b>T1= Ø2.38" x 4.00" Tenon</b>  <b>T2= Ø2.88" x 4.00" Tenon</b>  <b>T3= Ø3.00" x 5.00" Tenon</b>  <b>T4= Ø4.00" x 6.00" Tenon</b>	<b>07= 07 Gauge</b>  <b>11= 11 Gauge</b>	<b>B= Bronze</b> <b>L= Black</b> <b>W= White</b> <b>G= Silver/ Gray</b>  <small>*Contact MaxLite for different finishes</small>		

1. Poles ship in 4 weeks or less.  
2. For preshipped anchorbolt, please add catalog number PRESHIPANCHORBOLTQ to order. Kit includes qty 4 anchor bolts, template and installation hardware

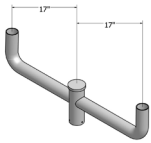
### SPECIFICATIONS:

CATALOG NUMBER	MOUNTING HEIGHT (FT.)	SHAFT SIZE (IN.)	WALL THICKNESS	WEIGHT (LBS)	BOLT CIRCLE	EFFECTIVE PROJECT AREA RATING W/1.3 GUST FACTOR (SQ. FT.)		
						90mph	100mph	120mph
PL-RS3- 08[Dx,T]11-B	8	3	11	45	8.00" - 9.00"	8.4	6.2	3.7
PL-RS3- 10[Dx,T]11-B	10	3	11	53	8.00" - 9.00"	6.7	5	3
PL-RS3- 12[Dx,T]11-B	12	3	11	61	8.00" - 9.00"	5	3.9	2.1
PL-RS4- 15[Dx,T]11-B	15	4	11	91	8.00" - 9.00"	7.8	6.2	3.5
PL-RS4- 20[Dx,T]11-B	20	4	11	123	8.00" - 9.00"	4.1	3.1	1.7
PL-RS5- 25[Dx,T]11-B	25	5	11	190	8.00" - 9.00"	5	3.7	2
PL-RS5- 30[Dx,T]11-B	30	5	11	228	8.00" - 9.00"	2.8	2	
PL-RS5- 30[Dx,T]07-B	30	5	7	355	9.50" - 10.50"	6.6	4.8	2.7

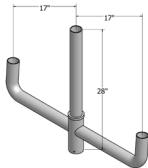
## ACCESSORIES:

BULLHORN		SPOKE BRACKET		DESCRIPTION
CATALOG NUMBER	EPA	CATALOG NUMBER	EPA	
PL-BB218-B	1	R4HT1S00BZ	0.31	STEEL, 2 ARMS @ 180°, DARK BRONZE
PL-BB318-B	2.2	R4HT218BZ	0.45	STEEL, 3 ARMS @ 180°, DARK BRONZE
		R4HT290BZ	0.36	STEEL, 2 ARMS @ 90°, DARK BRONZE
PL-BB318L-B	1.4			STEEL, 3 ARMS WITH LONG @ 180°, DARK BRONZE
PL-BB312-B	1.3	R4HT312BZ	0.3	STEEL, 3 ARMS @ 120°, DARK BRONZE
		R4HT390BZ	0.45	STEEL, 3 ARMS @ 90°, DARK BRONZE
PL-BB490-B	1.6			STEEL, 4 ARMS @ 120°, DARK BRONZE
PL-BB418-B	2.4			STEEL, 4 ARMS @ 180°, DARK BRONZE

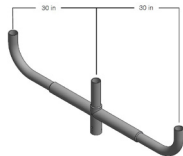
\* Compatible with 2.375" wide x 4" tall Tenon Top poles



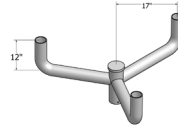
PL-BB218-B



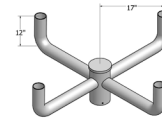
PL-BB318L-B



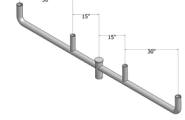
PL-BB318-B



PL-BB312-B



PL-BB490-B



PL-BB418-B



R4HT1S00BZ



R4HT218BZ



R4HT290BZ



R4HT312BZ



R4HT390BZ

## REPLACEMENT PARTS:

CATALOG PART NUMBER	DESCRIPTION	IMAGE
PL-RS3TC	TOP COVER, POLE CAP, 3" ROUND, BLACK	
PL-RS4TC	TOP COVER, POLE CAP, 4" ROUND, BLACK	
PL-RS5TC	TOP COVER, POLE CAP, 5" ROUND, BLACK	
PL-SQAB11Q	ANCHOR BOLTS 3/4", FULLY GALVANIZED, 11 GAUGE POLES, SET OF 4	
PL-SQAB07Q	ANCHOR BOLTS 1", PARTIALLY GALVANIZED, 7 GAUGE POLES, SET OF 4	
PL-SQHHQ	HAND HOLE COVER ASSEMBLY 3"x5"	

**Service & Handling**

**Poles**

**MaxLite® Poles - Service & Handling**



**Shipping and Handling:**

Typically, poles will be delivered on a flatbed truck. Reconsignment of a shipment may result in additional charges that will be the responsibility of the customer.

- It is the contractor's responsibility to offload the poles, using a forklift or crane.
- Never lift a pole by inserting a fork through the end of the pole shaft.
- Unloading delays may result in additional charges to be billed to the customer.
- Hardware, unless pre-shipped, is typically sent with the poles, in a separate box.

**Inspection:**

- Upon delivery, it is imperative the pole wrapping is removed.
- The contractor must thoroughly inspect the poles and ensure all items were delivered without any damage during transit.
- Any shortages or damages must be noted on the delivery receipt / Bill of Lading so that it can be claimed and filed properly with the freight company.
- Be certain to open, inspect, and count all hardware.

**Storage:**

- Remove all blue wrap and cardboard.
- If possible, store poles inside, away from the elements.
- Poles must be kept off the ground and not submerged in snow or water.
- Separate layers of poles with padded dunnage (dry, untreated wood).
- Generally, it is best to alternate poles top to bottom and bottom to top.
- Make sure that the dunnage is directly in line to one another to apply equal pressure on the poles.

**Non-Compliance:**

- Wrapping left on the pole may result in damage to the appearance of the finish.
- Cardboard may allow water to be trapped and condensation to build — causing staining.
- Wet dunnage and dunnage with a chemical makeup may result in damage to the finish.
- Unequal dunnage distribution may result in bending and/or warping of the pole.

**Field Drilling:**

- All holes are drilled and mounting provisions are welded to the pole prior to the powder coat finish.  
Drilling the pole in the field exposes the steel, can lead to rust, and is not covered under the warranty.