

# Steel & Aluminum Straight Poles Offering



## POLES ORDERING NOTES:

- Freight is included for continental U.S. shipments of quantities 4 or more
- To preship anchor bolts and templates, please add **PRESHIPANCHORBOLTQ** to the order (3-day lead time).
- Square steel poles (qty 19 or less) ship within 2 to 4 weeks. All aluminum and round steel poles ship within 4 weeks.
- If a mill certificate is needed, please specify at time of order.
- For Florida, we recommend purchasing vibration dampeners for poles 25ft and above. Please, add VIBRATIONDAMP to the order.
- We accept and will quote custom poles requests (anything not shown on the flyer) for quantities 10 or more.

## LEGEND:

**PL** = Pole


**Rx** = Round Steel (RS) / Round Aluminum (RA)

**Sx** = Square Steel (SQ) / Square Aluminum (SA)

**Dx** = Drilling Pattern (DN - None / D - AR Series / D2 - MP-AR & QMP Series)

**Tx** = Tenon dimension (T - Ø2.38" OD X 4.00" / T2 - Ø2.88" ODX 4.00" / T3 - Ø3.00" OD X 5.00" / T4- Ø4.00" OD X 6.00")

MaxLite also has a full range of mounting accessories! Consult our datasheet for more information.



\* Poles Disclaimer: MaxLite is unable to honor your warranty or other claim if you have not complied with the pole loading limitations. Maxlite will not honor any warranty or other claim relating to anchorage placement where you have not used full size MaxLite-supplied templates. An order once placed and accepted by Maxlite can be canceled only with MaxLite's consent and upon terms that will indemnify MaxLite against loss.

## Steel & Aluminum Straight Poles Offering

### SQUARE STRAIGHT STEEL POLES\*

ORDER STRUCTURE	MOUNTING HEIGHT (FT.)	SHAFT SIZE (IN.)	WALL THICKNESS	BOLT CIRCLE	EPA RATING WITH 1.3 GUST FACTOR (SQ. FT.)			EPA RATING WITH FLORIDA BUILDING CODE FBC2010				
					90	100	120	120	140	160	170	180
PL-SQ4- 15[Dx,Tx]11-BQ	15'	4"	11	8.00" - 9.00"	12.3	9.8	7	14.8	9.9	6.7	5.05	4.5
PL-SQ4- 20[Dx,Tx]11-BQ	20'				7.3	5.9	4.2	9	5.3	2.9	2	1.3
PL-SQ4- 25[Dx,Tx]11-BQ	25'				3.3	2.6	1.8	5.3	2.9	0.08	0	0
PL-SQ5- 25[Dx,Tx]11-BQ	25'	5"	7	10.50" - 11.50"	6.9	5.6	4	9.8	5.4	2.6	1.6	0.7
PL-SQ5- 30[Dx,Tx]11-BQ	30'				3.4	2.7	1.9	6.2	2.7	NA	NA	NA
PL-SQ5- 30[Dx,Tx]07-BQ	30'				8.6	6.9	4.9	2.6	0.6	4.8	3.6	2.5

\* To ship within 2 weeks, order qty 19 or less

### ROUND STRAIGHT STEEL POLES

ORDER STRUCTURE	MOUNTING HEIGHT (FT.)	SHAFT SIZE (IN.)	WALL THICKNESS	BOLT CIRCLE	EPA RATING WITH 1.3 GUST FACTOR (SQ. FT.)			EPA RATING WITH FLORIDA BUILDING CODE FBC2010				
					90	100	120	120	140	160	170	180
PL-RS3- 08[Dx,Tx]11-B	8'	3"	11	8.00" - 9.00"	8.4	6.2	3.7	9.3	7	5.2	4.5	4
PL-RS3- 10[Dx,Tx]11-B	10'				6.7	5	3	7.5	5.3	3.8	3.3	2.8
PL-RS3- 12[Dx,Tx]11-B	12'				5	3.9	2.1	6	4.1	2.9	2.4	2
PL-RS4- 15[Dx,Tx]11-B	15'	4"	11	8.00" - 9.00"	7.8	6.2	3.5	9.4	6.5	0.6	3.8	3.2
PL-RS4- 20[Dx,Tx]11-B	20'				4.1	3.1	1.7	9.8	5.4	2.6	1	0.7
PL-RS5- 25[Dx,Tx]11-B	25'	5"	7	9.50" - 10.50"	5	3.7	2	5.2	2.8	1.3	0.7	NA
PL-RS5- 30[Dx,Tx]11-B	30'				2.8	2	NA	2.6	0.6	NA	NA	NA
PL-RS5- 30[Dx,Tx]07-B	30'				6.6	4.8	2.7	6.3	3.4	1.4	0.7	NA

# Steel & Aluminum Straight Poles Offering

## SQUARE STRAIGHT ALUMINUM POLES

ORDER STRUCTURE	MOUNTING HEIGHT (FT.)	SHAFT SIZE (IN.)	WALL THICKNESS (IN.)	BOLT CIRCLE	EPA RATING WITH 1.3 GUST FACTOR (SQ. FT.)			EPA RATING WITH FLORIDA BUILDING CODE FBC2010				
					90	100	120	120	140	160	170	180
PL-SA4- 12[Dx,Tx]1-B	12'	4"	0.125"	8.5"	6.5	4.8	2.6	15.5	11	7.9	6.5	5.8
PL-SA4- 15[Dx,Tx]1-B	15'	4"	0.125"	8.5"	4.5	3.2	0.9	11.3	7.6	5.2	4	3.1
PL-SA4- 16[Dx,Tx]3-B	16'	4"	0.188"	8.5"	6.8	5	2.1	14.3	9.7	6.7	5.6	4.6
PL-SA4- 20[Dx,Tx]3-B	20'	4"	0.188"	8.5"	4.6	3.2	1	10.1	6.4	4	3.1	2.3
PL-SA5- 20[Dx,Tx]3-B	20'	5"	0.188"	10.5"	8.1	5.8	1.5	17	11	7.1	5.7	4.5
PL-SA5- 25[Dx,Tx]3-B	25'	5"	0.188"	10.5"	5.1	3.3	1	10.9	6.5	3.6	2.5	1.6

## ROUND STRAIGHT ALUMINUM POLES

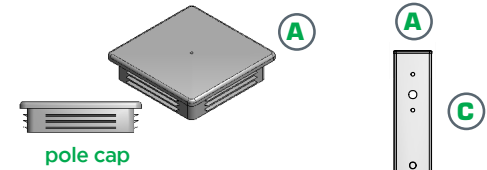
ORDER STRUCTURE	MOUNTING HEIGHT (FT.)	SHAFT SIZE (IN.)	WALL THICKNESS (IN.)	BOLT CIRCLE	EPA RATING WITH 1.3 GUST FACTOR (SQ. FT.)			EPA RATING WITH FLORIDA BUILDING CODE FBC2010				
					90	100	120	120	140	160	170	180
PL-RA5- 12[Dx,Tx]3-B	12'	5"	0.188"	7.75"	8.4	6.3	4.3	19.1	13.6	10	8.7	7.5
PL-RA5- 16[Dx,Tx]3-B	16'	5"	0.188"	7.75"	8.8	6.5	4.2	13.4	9.1	6.4	5.4	4.6
PL-RA5- 20[Dx,Tx]3-B	20'	5"	0.188"	7.75"	6	4.1	2.5	9.6	6.3	4.1	3.3	2.6

# BAA Compliant Pole Parts

The following shows a break down of individual pieces of the small parts that are included with every pole.

## Pole cap

Poles caps are used to cover top of pole on drilled mounts.



pole cap

## Grounding bolt and button plug

The poles must be hung in order to travel through the powder coat booth. We do this by drilling(3) holes in the pole. The holes at the top are plugged while the hole at the bottom of the pole is utilized as the grounding lug.



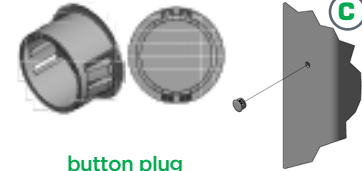
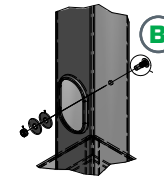
1/2" UNC grounding nut



grounding washers



grounding screw



button plug

## Hand Hole Cover

Hand hole cover with gasket and back bar. Hand hole covers are supplied with a water proofing gasket. Peel the backing and secure to the inside of the hand hole cover.



snap cap



hand hole cover screw



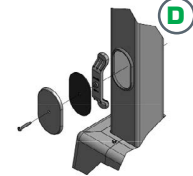
hand hole cover



hand hole gusset



hand hole locking bar



## Steel Anchor Based Poles

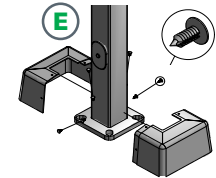
2-piece base cover with 4 push pins. The standard base cover is a 2 piece ABS plastic that is secured with 4 push pins



ABS Cover Screw




ABS Cover



## Aluminum Poles

SAE washers and base plugs for anchor bolt poles.



nut covers



aluminum base casting

## 7" and 8" Round Tapered Aluminum Poles

Shoe base and nut covers.



nut covers



aluminum shoe base



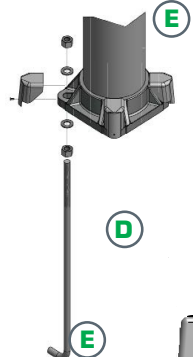
anchor bolt hex nut



anchor bolt washer



anchor bolt



D

E

A

C

B